

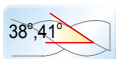
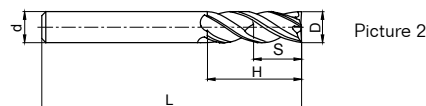
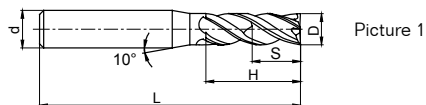
B MILLING Solid Carbide End Mills

High-performance general milling UM series

4-flute unequal pitch flattened end mill with straight shank



UM-4E



D ≤ 6	-0.020 ~ -0.038	6 < D ≤ 10	-0.025 ~ -0.047
10 < D ≤ 18	-0.032 ~ -0.059	18 < D	-0.04 ~ -0.073



Ordering number	Basic dimension(mm)					Number of teeth Z	Geometry	Stock
	D	d	H	S	L			
UM-4E-D4.0S	4.0	4	11	6.00	50	4	Picture 2	○
UM-4E-D4.0	4.0	6	11	6.00	50	4	Picture 1	○
UM-4E-D4.5	4.5	6	11	6.75	50	4	Picture 1	○
UM-4E-D5.0	5.0	6	13	7.50	50	4	Picture 1	○
UM-4E-D5.5	5.5	6	16	8.25	50	4	Picture 1	○
UM-4E-D6.0	6.0	6	16	9.00	50	4	Picture 2	○
UM-4E-D7.0	7.0	8	20	10.5	60	4	Picture 1	○
UM-4E-D8.0	8.0	8	20	12.0	60	4	Picture 2	○
UM-4E-D9.0	9.0	10	22	13.5	75	4	Picture 1	○
UM-4E-D10.0	10.0	10	25	15.0	75	4	Picture 2	○
UM-4E-D11.0	11.0	12	26	16.5	75	4	Picture 1	○
UM-4E-D12.0	12.0	12	30	18.0	75	4	Picture 2	○
UM-4E-D14.0	14.0	14	32	21.0	75	4	Picture 2	○
UM-4E-D16.0	16.0	16	45	24.0	100	4	Picture 2	○
UM-4E-D18.0	18.0	18	45	27.0	100	4	Picture 2	○
UM-4E-D20.0	20.0	20	45	30.0	100	4	Picture 2	○

● Stock available ○ Make-to-order

Indexable milling tools

Solid carbide end mills

UM series

▶ Applicable workpiece material table ○Very suitable ○Suitable

Workpiece material											
Carbon steel	Alloy steel	Pre-hardened steel, Hardened steel				Stainless steel	Cast iron, Nodular cast iron	Copper alloy	Aluminum alloy	Titanium alloy	Heat resistant alloy
		~40HRC	~50HRC	~55HRC	~68HRC						
○	○	○	○	○	○	○	○	○	○	○	

Code key

B213

Graphics category and identification

B214

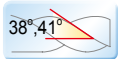
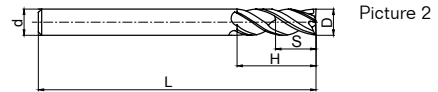
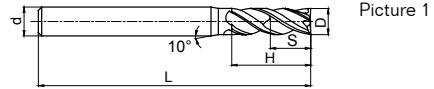
Cutting parameters

B360-B361

4-flute long cutting edge and unequal pitch flattened end mill with straight shank



UM-4EL




D ≤ 6	-0.020 ~ -0.038	6 < D ≤ 10	-0.025 ~ -0.047
10 < D ≤ 18	-0.032 ~ -0.059	18 < D	-0.04 ~ -0.073



Ordering number	Basic dimension(mm)					Number of teeth Z	Geometry	Stock
	D	d	H	S	L			
UM-4EL-D4.0	4.0	6	15	6.00	75	4	Picture 1	○
UM-4EL-D5.0	5.0	6	20	7.50	75	4	Picture 1	○
UM-4EL-D6.0	6.0	6	20	9.00	75	4	Picture 2	○
UM-4EL-D8.0	8.0	8	25	12.0	100	4	Picture 2	○
UM-4EL-D10.0	10.0	10	30	15.0	100	4	Picture 2	○
UM-4EL-D12.0	12.0	12	35	18.0	100	4	Picture 2	○
UM-4EL-D14.0	14.0	14	40	21.0	100	4	Picture 2	○
UM-4EL-D16.0	16.0	16	50	24.0	150	4	Picture 2	○
UM-4EL-D20.0	20.0	20	55	30.0	150	4	Picture 2	○

● Stock available ○ Make-to-order



Indexable milling tools

Solid carbide end mills

UM series

▶ **Applicable workpiece material table** ● Very suitable ○ Suitable

Workpiece material											
Carbon steel	Alloy steel	Pre-hardened steel、Hardened steel				Stainless steel	Cast iron, Nodular cast iron	Copper alloy	Aluminum alloy	Titanium alloy	Heat resistant alloy
		~40HRC	~50HRC	~55HRC	~68HRC						
○	○	○	○	○		○	○			○	○

Code key **B213**

Graphics category and identification **B214**

Cutting parameters **B360-B361**

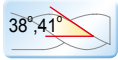
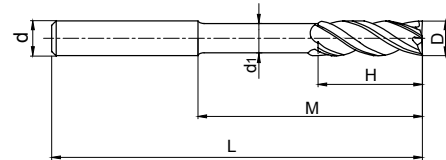
B MILLING Solid Carbide End Mills

High-performance general milling UM series

4-flute unequal pitch flattened end mill with long neck, short cutting edge and straight shank



UM-4EFP



D	D≤6	-0.020~-0.038	6<D≤10	-0.025~-0.047
	10<D≤18	-0.032~-0.059	18<D	-0.04~-0.073



Ordering number	Basic dimension(mm)						Number of teeth Z	Stock
	D	d	H	M	d ₁	L		
UM-4EFP-D6.0	6.0	6	9	30	5.8	75	4	○
UM-4EFP-D8.0	8.0	8	12	40	7.8	100	4	○
UM-4EFP-D10.0	10.0	10	15	50	9.6	100	4	○
UM-4EFP-D12.0	12.0	12	18	50	11.5	100	4	○
UM-4EFP-D16.0	16.0	16	24	50	15.5	150	4	○
UM-4EFP-D20.0	20.0	20	30	60	19.5	150	4	○

● Stock available ○ Make-to-order

Indexable milling tools

Solid carbide end mills

UM series

▶ Applicable workpiece material table ○Very suitable ○Suitable

Workpiece material											
Carbon steel	Alloy steel	Pre-hardened steel, Hardened steel				Stainless steel	Cast iron, Nodular cast iron	Copper alloy	Aluminum alloy	Titanium alloy	Heat resistant alloy
		~40HRC	~50HRC	~55HRC	~68HRC						
○	○	○	○	○		○	○			○	○

Code key

B213

Graphics category and identification

B214

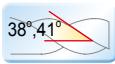
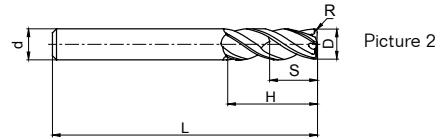
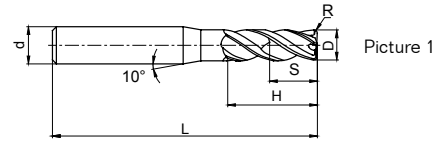
Cutting parameters

B362-B363

4-flute unequal pitch R end mill with straight shank



UM-4R



D ≤ 6	-0.020 ~ -0.038	6 < D ≤ 10	-0.025 ~ -0.047
10 < D ≤ 18	-0.032 ~ -0.059	18 < D	-0.04 ~ -0.073




Ordering number	Basic dimension(mm)						Number of teeth Z	Geometry	Stock
	D	S	d	H	S	L			
UM-4R-D4.0R0.3	4.0	0.3	6	10	6.0	50	4	Picture 1	○
UM-4R-D4.0R0.5	4.0	0.5	6	10	6.0	50	4	Picture 1	○
UM-4R-D5.0R0.5	5.0	0.5	6	13	7.5	50	4	Picture 1	○
UM-4R-D5.0R1.0	5.0	1.0	6	13	7.5	50	4	Picture 1	○
UM-4R-D6.0R0.5	6.0	0.5	6	16	9.0	50	4	Picture 2	○
UM-4R-D6.0R1.0	6.0	1.0	6	16	9.0	50	4	Picture 2	○
UM-4R-D8.0R0.5	8.0	0.5	8	20	12	60	4	Picture 2	○
UM-4R-D8.0R1.0	8.0	1.0	8	20	12	60	4	Picture 2	○
UM-4R-D10.0R0.5	10.0	0.5	10	25	15	75	4	Picture 2	○
UM-4R-D10.0R1.0	10.0	1.0	10	25	15	75	4	Picture 2	○
UM-4R-D10.0R2.0	10.0	2.0	10	25	15	75	4	Picture 2	○
UM-4R-D10.0R3.0	10.0	3.0	10	25	15	75	4	Picture 2	○
UM-4R-D12.0R0.5	12.0	0.5	12	30	18	75	4	Picture 2	○
UM-4R-D12.0R1.0	12.0	1.0	12	30	18	75	4	Picture 2	○
UM-4R-D12.0R2.0	12.0	2.0	12	30	18	75	4	Picture 2	○
UM-4R-D12.0R3.0	12.0	3.0	12	30	18	75	4	Picture 2	○
UM-4R-D16.0R1.0	16.0	1.0	16	45	24	100	4	Picture 2	○
UM-4R-D16.0R2.0	16.0	2.0	16	45	24	100	4	Picture 2	○
UM-4R-D16.0R3.0	16.0	3.0	16	45	24	100	4	Picture 2	○
UM-4R-D20.0R1.0	20.0	1.0	20	45	30	100	4	Picture 2	○
UM-4R-D20.0R2.0	20.0	2.0	20	45	30	100	4	Picture 2	○
UM-4R-D20.0R3.0	20.0	3.0	20	45	30	100	4	Picture 2	○

● Stock available ○ Make-to-order

▶ Applicable workpiece material table ○ Very suitable ○ Suitable

Workpiece material											
Carbon steel	Alloy steel	Pre-hardened steel, Hardened steel				Stainless steel	Cast iron, Nodular cast iron	Copper alloy	Aluminum alloy	Titanium alloy	Heat resistant alloy
		~40HRC	~50HRC	~55HRC	~68HRC						
○	○	○	○	○	○	○			○	○	



Indexable milling tools
Solid carbide end mills
UM series

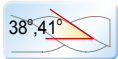
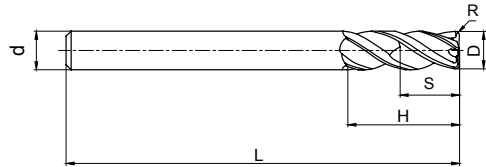
B MILLING Solid Carbide End Mills

High-performance general milling UM series

4-flute long cutting edge and unequal pitch R end mill with straight shank



UM-4RL



D	D≤6	-0.020~-0.038	6<D≤10	-0.025~-0.047
D	10<D≤18	-0.032~-0.059	18<D	-0.04~-0.073



Ordering number	Basic dimension(mm)						Number of teeth Z	Stock
	D	R	d	H	S	L		
UM-4RL-D6.0R0.5	6.0	0.5	6	16	9	75	4	○
UM-4RL-D6.0R1.0	6.0	1.0	6	16	9	75	4	○
UM-4RL-D8.0R0.5	8.0	0.5	8	20	12	100	4	○
UM-4RL-D8.0R1.0	8.0	1.0	8	20	12	100	4	○
UM-4RL-D10.0R0.5	10.0	0.5	10	25	15	100	4	○
UM-4RL-D10.0R1.0	10.0	1.0	10	25	15	100	4	○
UM-4RL-D10.0R2.0	10.0	2.0	10	25	15	100	4	○
UM-4RL-D12.0R0.5	12.0	0.5	12	30	18	100	4	○
UM-4RL-D12.0R1.0	12.0	1.0	12	30	18	100	4	○
UM-4RL-D12.0R2.0	12.0	2.0	12	30	18	100	4	○
UM-4RL-D16.0R1.0	16.0	1.0	16	45	24	150	4	○
UM-4RL-D16.0R2.0	16.0	2.0	16	45	24	150	4	○

● Stock available ○ Make-to-order

Indexable milling tools

Solid carbide end mills

UM series

▶ Applicable workpiece material table ○Very suitable ○Suitable

Workpiece material											
Carbon steel	Alloy steel	Pre-hardened steel、Hardened steel				Stainless steel	Cast iron, Nodular cast iron	Copper alloy	Aluminum alloy	Titanium alloy	Heat resistant alloy
		~40HRC	~50HRC	~55HRC	~68HRC						
○	○	○	○	○	○	○	○	○	○	○	

Code key

B213

Graphics category and identification

B214

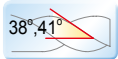
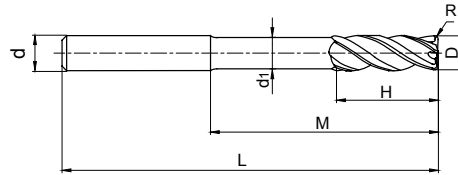
Cutting parameters

B364-B365

**4-flute long neck and short cutting edge
unequal pitch R end mill with straight shank**



UM-4RFP



D	D≤6	-0.020~-0.038	6<D≤10	-0.025~-0.047
	10<D≤18	-0.032~-0.059	18<D	-0.04~-0.073



Ordering number	Basic dimension(mm)							Number of teeth Z	Stock
	D	R	d	d ₁	H	M	L		
UM-4RFP-D6.0R0.5	6.0	0.5	6	5.8	6	18	75	4	○
UM-4RFP-D6.0R1.0	6.0	1.0	6	5.8	6	18	75	4	○
UM-4RFP-D8.0R0.5	8.0	0.5	8	7.7	8	24	100	4	○
UM-4RFP-D8.0R1.0	8.0	1.0	8	7.7	8	24	100	4	○
UM-4RFP-D10.0R0.5	10.0	0.5	10	9.6	10	30	100	4	○
UM-4RFP-D10.0R1.0	10.0	1.0	10	9.6	10	30	100	4	○
UM-4RFP-D10.0R2.0	10.0	2.0	10	9.6	10	30	100	4	○
UM-4RFP-D12.0R0.5	12.0	0.5	12	11.5	12	36	100	4	○
UM-4RFP-D12.0R1.0	12.0	1.0	12	11.5	12	36	100	4	○
UM-4RFP-D12.0R2.0	12.0	2.0	12	11.5	12	36	100	4	○
UM-4RFP-D16.0R1.0	16.0	1.0	16	15.5	16	40	150	4	○
UM-4RFP-D16.0R2.0	16.0	2.0	16	15.5	16	40	150	4	○

● Stock available ○ Make-to-order

Indexable milling tools

Solid carbide end mills

UM series

▶ Applicable workpiece material table ○Very suitable ○Suitable

Workpiece material											
Carbon steel	Alloy steel	Pre-hardened steel、Hardened steel				Stainless steel	Cast iron, Nodular cast iron	Copper alloy	Aluminum alloy	Titanium alloy	Heat resistant alloy
		~40HRC	~50HRC	~55HRC	~68HRC						
○	○	○	○	○		○	○			○	○

Code key **B213**

Graphics category and identification **B214**

Cutting parameters **B366**


B MILLING Solid Carbide End Mills

High-performance general milling PML series

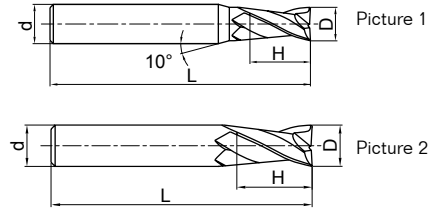
2-flute flattened end mills with straight shank



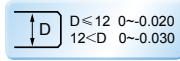
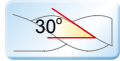
PML-2E



Corner protection



- Very suitable for slot milling.
- Wide application.



Ordering number	Basic dimension(mm)				Number of teeth Z	Geometry	Stock
	D	d	H	L			
PML-2E-D1.0S	1.0	4	3	50	2	Picture 1	●
PML-2E-D1.5S	1.5	4	4	50	2	Picture 1	●
PML-2E-D2.0S	2.0	4	6	50	2	Picture 1	●
PML-2E-D2.5S	2.5	4	8	50	2	Picture 1	●
PML-2E-D3.0S	3.0	4	8	50	2	Picture 1	●
PML-2E-D4.0S	4.0	4	11	50	2	Picture 2	●
PML-2E-D1.0	1.0	6	3	50	2	Picture 1	●
PML-2E-D1.5	1.5	6	4	50	2	Picture 1	●
PML-2E-D2.0	2.0	6	6	50	2	Picture 1	●
PML-2E-D2.5	2.5	6	8	50	2	Picture 1	●
PML-2E-D3.0	3.0	6	8	50	2	Picture 1	●
PML-2E-D3.5	3.5	6	10	50	2	Picture 1	●
PML-2E-D4.0	4.0	6	11	50	2	Picture 1	●
PML-2E-D4.5	4.5	6	11	50	2	Picture 1	●
PML-2E-D5.0	5.0	6	13	50	2	Picture 1	●
PML-2E-D5.5	5.5	6	16	50	2	Picture 1	●
PML-2E-D6.0	6.0	6	16	50	2	Picture 2	●
PML-2E-D7.0	7.0	8	20	60	2	Picture 1	●
PML-2E-D8.0	8.0	8	20	60	2	Picture 2	●
PML-2E-D9.0	9.0	10	22	75	2	Picture 1	●
PML-2E-D10.0	10.0	10	25	75	2	Picture 2	●
PML-2E-D11.0	11.0	12	26	75	2	Picture 1	●
PML-2E-D12.0	12.0	12	30	75	2	Picture 2	●
PML-2E-D14.0	14.0	14	32	75	2	Picture 2	●
PML-2E-D16.0	16.0	16	45	100	2	Picture 2	●
PML-2E-D18.0	18.0	18	45	100	2	Picture 2	●
PML-2E-D20.0	20.0	20	45	100	2	Picture 2	●

Applicable workpiece material table ● Very suitable ○ Suitable

● Stock available ○ Make-to-order

Workpiece material											
Carbon steel	Alloy steel	Pre-hardened steel, Hardened steel				Stainless steel	Cast iron, Nodular cast iron	Copper alloy	Aluminum alloy	Titanium alloy	Heat resistant alloy
		~40HRC	~50HRC	~55HRC	~68HRC						
○	○	○	○	○	○	○	○	○	○	○	

Code key

B213

Graphics category and identification

B214

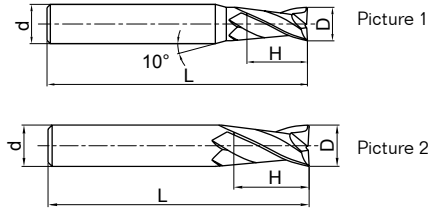

Cutting parameters

B367

2-flute flattened end mills with straight shank



PML-2F



- Very suitable for slot milling.
- Wide application.



Ordering number	Basic dimension(mm)				Number of teeth Z	Geometry	Stock
	D	d	H	L			
PML-2F-D1.0S	1.0	4	3	50	2	Picture 1	○
PML-2F-D1.5S	1.5	4	4	50	2	Picture 1	○
PML-2F-D2.0S	2.0	4	6	50	2	Picture 1	○
PML-2F-D2.5S	2.5	4	8	50	2	Picture 1	○
PML-2F-D3.0S	3.0	4	8	50	2	Picture 1	○
PML-2F-D4.0S	4.0	4	11	50	2	Picture 2	○
PML-2F-D1.0	1.0	6	3	50	2	Picture 1	○
PML-2F-D1.5	1.5	6	4	50	2	Picture 1	○
PML-2F-D2.0	2.0	6	6	50	2	Picture 1	○
PML-2F-D2.5	2.5	6	8	50	2	Picture 1	○
PML-2F-D3.0	3.0	6	8	50	2	Picture 1	○
PML-2F-D3.5	3.5	6	10	50	2	Picture 1	○
PML-2F-D4.0	4.0	6	11	50	2	Picture 1	○
PML-2F-D4.5	4.5	6	11	50	2	Picture 1	○
PML-2F-D5.0	5.0	6	13	50	2	Picture 1	○
PML-2F-D5.5	5.5	6	16	50	2	Picture 1	○
PML-2F-D6.0	6.0	6	16	50	2	Picture 2	○
PML-2F-D7.0	7.0	8	20	60	2	Picture 1	○
PML-2F-D8.0	8.0	8	20	60	2	Picture 2	○
PML-2F-D9.0	9.0	10	22	75	2	Picture 1	○
PML-2F-D10.0	10.0	10	25	75	2	Picture 2	○
PML-2F-D11.0	11.0	12	26	75	2	Picture 1	○
PML-2F-D12.0	12.0	12	30	75	2	Picture 2	○
PML-2F-D14.0	14.0	14	32	75	2	Picture 2	○
PML-2F-D16.0	16.0	16	45	100	2	Picture 2	○
PML-2F-D18.0	18.0	18	45	100	2	Picture 2	○
PML-2F-D20.0	20.0	20	45	100	2	Picture 2	○

● Stock available ○ Make-to-order

Applicable workpiece material table

Workpiece material											
Carbon steel	Alloy steel	Pre-hardened steel, Hardened steel				Stainless steel	Cast iron, Nodular cast iron	Copper alloy	Aluminum alloy	Titanium alloy	Heat resistant alloy
		~40HRC	~50HRC	~55HRC	~68HRC						
○	○	○	○	○	○	○	○	○	○	○	

Code key **B213** Graphics category and identification **B214** Cutting parameters **B368**

Indexable milling tools

Solid carbide end mills

PML series

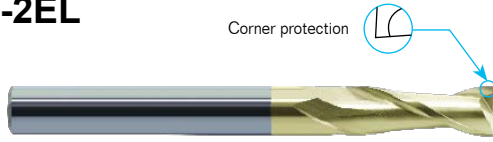
B MILLING Solid Carbide End Mills

High-performance general milling PML series

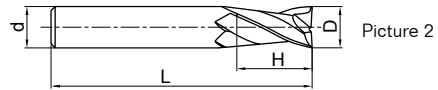
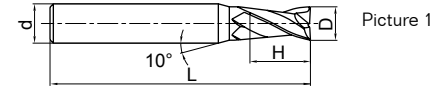
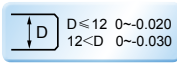
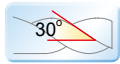
2-flute flattened end mills with straight shank and long cutting edge



PML-2EL



- PML-2E series with long cutting edge.



Ordering number	Basic dimension(mm)				Number of teeth Z	Geometry	Stock
	D	d	H	L			
PML-2EL-D3.0	3.0	6	12	75	2	Picture 1	○
PML-2EL-D4.0	4.0	6	15	75	2	Picture 1	○
PML-2EL-D5.0	5.0	6	20	75	2	Picture 1	○
PML-2EL-D6.0	6.0	6	20	75	2	Picture 2	○
PML-2EL-D8.0	8.0	8	25	100	2	Picture 2	○
PML-2EL-D10.0	10.0	10	30	100	2	Picture 2	○
PML-2EL-D12.0	12.0	12	35	100	2	Picture 2	○
PML-2EL-D14.0	14.0	14	40	100	2	Picture 2	○
PML-2EL-D16.0	16.0	16	50	150	2	Picture 2	○
PML-2EL-D20.0	20.0	20	55	150	2	Picture 2	○

● Stock available ○ Make-to-order

Indexable milling tools

Solid carbide end mills

PML series

Applicable workpiece material table ○Very suitable ○Suitable

Workpiece material											
Carbon steel	Alloy steel	Pre-hardened steel、Hardened steel				Stainless steel	Cast iron, Nodular cast iron	Copper alloy	Aluminum alloy	Titanium alloy	Heat resistant alloy
		~40HRC	~50HRC	~55HRC	~68HRC						
○	○	○	○			○	○			○	○

Code key

B213

Graphics category and identification

B214

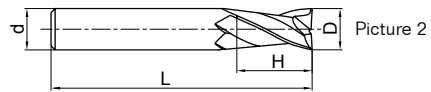
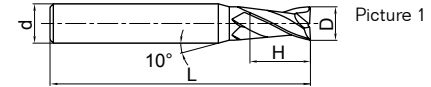
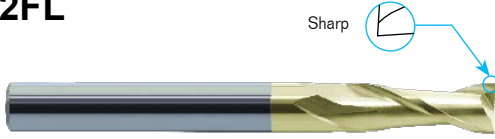
Cutting parameters

B367

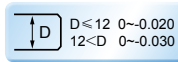
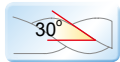
2-flute flattened end mills with straight shank and long cutting edge



PML-2FL



● PML-2F series with long cutting edge.



Ordering number	Basic dimension(mm)				Number of teeth Z	Geometry	Stock
	D	d	H	L			
PML-2FL-D3.0	3.0	6	12	75	2	Picture 1	○
PM-L2FL-D4.0	4.0	6	15	75	2	Picture 1	○
PML-2FL-D5.0	5.0	6	20	75	2	Picture 1	○
PML-2FL-D6.0	6.0	6	20	75	2	Picture 2	○
PML-2FL-D8.0	8.0	8	25	100	2	Picture 2	○
PML-2FL-D10.0	10.0	10	30	100	2	Picture 2	○
PML-2FL-D12.0	12.0	12	35	100	2	Picture 2	○
PML-2FL-D14.0	14.0	14	40	100	2	Picture 2	○
PML-2FL-D16.0	16.0	16	50	150	2	Picture 2	○
PML-2FL-D20.0	20.0	20	55	150	2	Picture 2	○

● Stock available ○ Make-to-order

Indexable milling tools

Solid carbide end mills

PML series

▶▶ Applicable workpiece material table ○Very suitable ○Suitable

Workpiece material											
Carbon steel	Alloy steel	Pre-hardened steel、Hardened steel				Stainless steel	Cast iron, Nodular cast iron	Copper alloy	Aluminum alloy	Titanium alloy	Heat resistant alloy
		~40HRC	~50HRC	~55HRC	~68HRC						
○	○	○	○			○	○			○	

Code key **B213** Graphics category and identification **B214** Cutting parameters **B368**

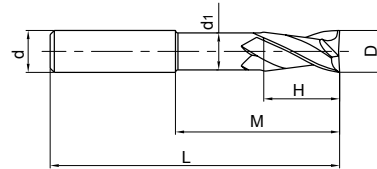
B MILLING Solid Carbide End Mills

High-performance general milling PML series

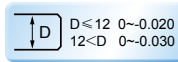
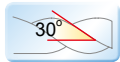
2-flute flattened end mills with straight shank, long neck and short cutting edge



PML-2EFP



- High-rigidity short cutting edge, suitable for heavy cutting and also deep cavity milling.



Ordering number	Basic dimension(mm)						Number of teeth Z	Stock
	D	d	H	M	d ₁	L		
PML-2EFP-D6.0	6.0	6	9	30	5.8	75	2	○
PML-2EFP-D8.0	8.0	8	12	40	7.8	100	2	○
PML-2EFP-D10.0	10.0	10	15	50	9.6	100	2	○
PML-2EFP-D12.0	12.0	12	18	50	11.5	100	2	○
PML-2EFP-D16.0	16.0	16	24	50	15.5	150	2	○
PML-2EFP-D20.0	20.0	20	30	60	19.5	150	2	○

● Stock available ○ Make-to-order

Indexable milling tools

Solid carbide end mills

PML series

➤ Applicable workpiece material table ○ Very suitable ○ Suitable

Workpiece material											
Carbon steel	Alloy steel	Pre-hardened steel, Hardened steel				Stainless steel	Cast iron, Nodular cast iron	Copper alloy	Aluminum alloy	Titanium alloy	Heat resistant alloy
		~40HRC	~50HRC	~55HRC	~68HRC						
○	○	○	○			○	○			○	

Code key

B213

Graphics category and identification

B214

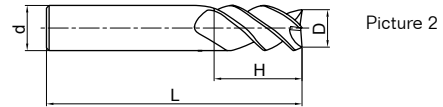
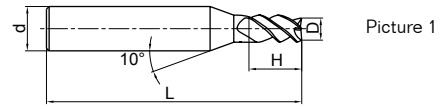

Cutting parameters

B369

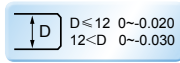
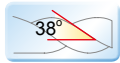
3-flute flattened end mills with straight shank



PML-3E-H



- Especially suitable for slot milling.
- Wide application.



Ordering number	Basic dimension(mm)				Number of teeth Z	Geometry	Stock
	D	d	H	L			
PML-3E-D3.0S-H	3.0	4	8	50	3	Picture 1	○
PML-3E-D4.0S-H	4.0	4	11	50	3	Picture 2	○
PML-3E-D3.0-H	3.0	6	8	50	3	Picture 1	○
PML-3E-D3.5-H	3.5	6	10	50	3	Picture 1	○
PML-3E-D4.0-H	4.0	6	11	50	3	Picture 1	○
PML-3E-D4.5-H	4.5	6	11	50	3	Picture 1	○
PML-3E-D5.0-H	5.0	6	13	50	3	Picture 1	○
PML-3E-D5.5-H	5.5	6	16	50	3	Picture 1	○
PML-3E-D6.0-H	6.0	6	16	50	3	Picture 2	○
PML-3E-D7.0-H	7.0	8	20	60	3	Picture 1	○
PML-3E-D8.0-H	8.0	8	20	60	3	Picture 2	○
PML-3E-D9.0-H	9.0	10	22	75	3	Picture 1	○
PML-3E-D10.0-H	10.0	10	25	75	3	Picture 2	○
PML-3E-D11.0-H	11.0	12	26	75	3	Picture 1	○
PML-3E-D12.0-H	12.0	12	30	75	3	Picture 2	○
PML-3E-D14.0-H	14.0	14	32	75	3	Picture 2	○
PML-3E-D16.0-H	16.0	16	45	100	3	Picture 2	○
PML-3E-D18.0-H	18.0	18	45	100	3	Picture 2	○
PML-3E-D20.0-H	20.0	20	45	100	3	Picture 2	○

● Stock available ○ Make-to-order

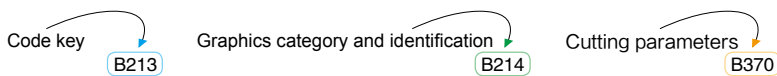
Indexable milling tools

Solid carbide end mills

PML series

➤ Applicable workpiece material table ● Very suitable ○ Suitable

Workpiece material											
Carbon steel	Alloy steel	Pre-hardened steel, Hardened steel				Stainless steel	Cast iron, Nodular cast iron	Copper alloy	Aluminum alloy	Titanium alloy	Heat resistant alloy
		~40HRC	~50HRC	~55HRC	~68HRC						
●	●	●	○			○	●			○	○



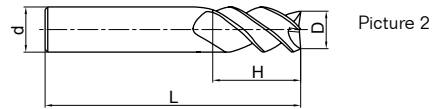
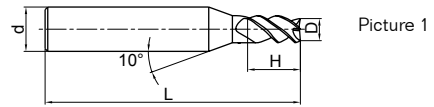

B MILLING Solid Carbide End Mills

High-performance general milling PML series

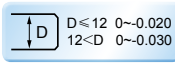
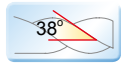
3-flute flattened end mills with straight shank and long cutting edge



PML-3EL-H



● PML-3E-H series with long shank.



Ordering number	Basic dimension(mm)				Number of teeth Z	Geometry	Stock
	D	d	H	L			
PML-3EL-D3.0-H	3.0	6	12	75	3	Picture 1	○
PML-3EL-D4.0-H	4.0	6	15	75	3	Picture 1	○
PML-3EL-D5.0-H	5.0	6	20	75	3	Picture 1	○
PML-3EL-D6.0-H	6.0	6	20	75	3	Picture 2	○
PML-3EL-D8.0-H	8.0	8	25	100	3	Picture 2	○
PML-3EL-D10.0-H	10.0	10	30	100	3	Picture 2	○
PML-3EL-D12.0-H	12.0	12	35	100	3	Picture 2	○
PML-3EL-D14.0-H	14.0	14	40	100	3	Picture 2	○
PML-3EL-D16.0-H	16.0	16	50	150	3	Picture 2	○
PML-3EL-D20.0-H	20.0	20	55	150	3	Picture 2	○

● Stock available ○ Make-to-order

Indexable milling tools

Solid carbide end mills

PML series

➤ Applicable workpiece material table ○ Very suitable ○ Suitable

Workpiece material											
Carbon steel	Alloy steel	Pre-hardened steel, Hardened steel				Stainless steel	Cast iron, Nodular cast iron	Copper alloy	Aluminum alloy	Titanium alloy	Heat resistant alloy
		~40HRC	~50HRC	~55HRC	~68HRC						
○	○	○	○		○	○			○	○	

Code key

B213

Graphics category and identification

B214

Cutting parameters

B370

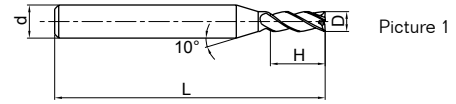
4-flute flattened end mills with straight shank



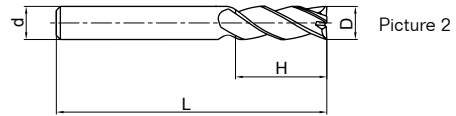
PML-4E-G



Corner protection

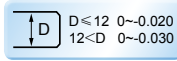
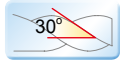


Picture 1



Picture 2

- Very suitable for side milling.
- Wide application.



Ordering number	Basic dimension(mm)				Number of teeth Z	Geometry	Stock
	D	d	H	L			
PML-4E-D1.0S-G	1.0	4	3	50	4	Picture 1	●
PML-4E-D1.5S-G	1.5	4	4	50	4	Picture 1	●
PML-4E-D2.0S-G	2.0	4	6	50	4	Picture 1	●
PML-4E-D2.5S-G	2.5	4	8	50	4	Picture 1	●
PML-4E-D3.0S-G	3.0	4	8	50	4	Picture 1	●
PML-4E-D4.0S-G	4.0	4	11	50	4	Picture 2	●
PML-4E-D1.0-G	1.0	6	3	50	4	Picture 1	●
PML-4E-D1.5-G	1.5	6	4	50	4	Picture 1	●
PML-4E-D2.0-G	2.0	6	6	50	4	Picture 1	●
PML-4E-D2.5-G	2.5	6	8	50	4	Picture 1	●
PML-4E-D3.0-G	3.0	6	8	50	4	Picture 1	●
PML-4E-D3.5-G	3.5	6	10	50	4	Picture 1	●
PML-4E-D4.0-G	4.0	6	11	50	4	Picture 1	●
PML-4E-D4.5-G	4.5	6	11	50	4	Picture 1	●
PML-4E-D5.0-G	5.0	6	13	50	4	Picture 1	●
PML-4E-D5.5-G	5.5	6	16	50	4	Picture 1	●
PML-4E-D6.0-G	6.0	6	16	50	4	Picture 2	●
PML-4E-D7.0-G	7.0	8	20	60	4	Picture 1	●
PML-4E-D8.0-G	8.0	8	20	60	4	Picture 2	●
PML-4E-D9.0-G	9.0	10	22	75	4	Picture 1	●
PML-4E-D10.0-G	10.0	10	25	75	4	Picture 2	●
PML-4E-D11.0-G	11.0	12	26	75	4	Picture 1	●
PML-4E-D12.0-G	12.0	12	30	75	4	Picture 2	●
PML-4E-D14.0-G	14.0	14	32	75	4	Picture 2	●
PML-4E-D16.0-G	16.0	16	45	100	4	Picture 2	●
PML-4E-D18.0-G	18.0	18	45	100	4	Picture 2	●
PML-4E-D20.0-G	20.0	20	45	100	4	Picture 2	●

Indexable milling tools

Solid carbide end mills

PML series

Applicable workpiece material table ● Very suitable ○ Suitable

● Stock available ○ Make-to-order

Workpiece material											
Carbon steel	Alloy steel	Pre-hardened steel, Hardened steel				Stainless steel	Cast iron, Nodular cast iron	Copper alloy	Aluminum alloy	Titanium alloy	Heat resistant alloy
		~40HRC	~50HRC	~55HRC	~68HRC						
●	●	●	○			○	●			○	

Code key

B213

Graphics category and identification

B214

Cutting parameters

B371-B372

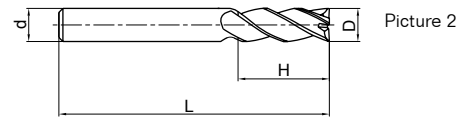
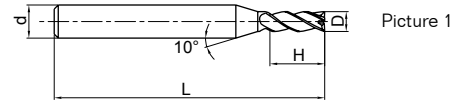

B MILLING Solid Carbide End Mills

High-performance general milling PML series

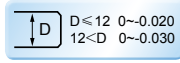
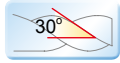
4-flute flattened end mills with straight shank



PML-4F-G



- Very suitable for side milling.
- Wide application.



Ordering number	Basic dimension(mm)				Number of teeth Z	Geometry	Stock
	D	d	H	L			
PML-4F-D1.0S-G	1.0	4	3	50	4	Picture 1	○
PML-4F-D1.5S-G	1.5	4	4	50	4	Picture 1	○
PML-4F-D2.0S-G	2.0	4	6	50	4	Picture 1	○
PML-4F-D2.5S-G	2.5	4	8	50	4	Picture 1	○
PML-4F-D3.0S-G	3.0	4	8	50	4	Picture 1	○
PML-4F-D4.0S-G	4.0	4	11	50	4	Picture 2	○
PML-4F-D1.0-G	1.0	6	3	50	4	Picture 1	○
PML-4F-D1.5-G	1.5	6	4	50	4	Picture 1	○
PML-4F-D2.0-G	2.0	6	6	50	4	Picture 1	○
PML-4F-D2.5-G	2.5	6	8	50	4	Picture 1	○
PML-4F-D3.0-G	3.0	6	8	50	4	Picture 1	○
PML-4F-D3.5-G	3.5	6	10	50	4	Picture 1	○
PML-4F-D4.0-G	4.0	6	11	50	4	Picture 1	○
PML-4F-D4.5-G	4.5	6	11	50	4	Picture 1	○
PML-4F-D5.0-G	5.0	6	13	50	4	Picture 1	○
PML-4F-D5.5-G	5.5	6	16	50	4	Picture 1	○
PML-4F-D6.0-G	6.0	6	16	50	4	Picture 2	○
PML-4F-D7.0-G	7.0	8	20	60	4	Picture 1	○
PML-4F-D8.0-G	8.0	8	20	60	4	Picture 2	○
PML-4F-D9.0-G	9.0	10	22	75	4	Picture 1	○
PML-4F-D10.0-G	10.0	10	25	75	4	Picture 2	○
PML-4F-D11.0-G	11.0	12	26	75	4	Picture 1	○
PML-4F-D12.0-G	12.0	12	30	75	4	Picture 2	○
PML-4F-D14.0-G	14.0	14	32	75	4	Picture 2	○
PML-4F-D16.0-G	16.0	16	45	100	4	Picture 2	○
PML-4F-D18.0-G	18.0	18	45	100	4	Picture 2	○
PML-4F-D20.0-G	20.0	20	45	100	4	Picture 2	○

● Stock available ○ Make-to-order

Applicable workpiece material table

Workpiece material											
Carbon steel	Alloy steel	Pre-hardened steel, Hardened steel				Stainless steel	Cast iron, Nodular cast iron	Copper alloy	Aluminum alloy	Titanium alloy	Heat resistant alloy
		~40HRC	~50HRC	~55HRC	~68HRC						
○	○	○	○	○	○	○	○	○	○	○	

Code key

B213

Graphics category and identification

B214


Cutting parameters

B373-B374

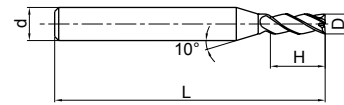
4-flute flattened end mills with straight shank and long cutting edge



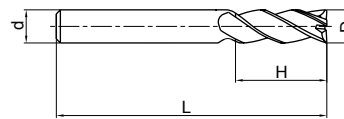
PML-4EL-G



Corner protection

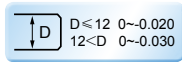
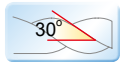


Picture 1



Picture 2

● PML-4E-G series with long cutting edge.



Ordering number	Basic dimension(mm)				Number of teeth Z	Geometry	Stock
	D	d	H	L			
PML-4EL-D3.0-G	3.0	6	12	75	4	Picture 1	○
PML-4EL-D4.0-G	4.0	6	15	75	4	Picture 1	○
PML-4EL-D5.0-G	5.0	6	20	75	4	Picture 1	○
PML-4EL-D6.0-G	6.0	6	20	75	4	Picture 2	○
PML-4EL-D8.0-G	8.0	8	25	100	4	Picture 2	○
PML-4EL-D10.0-G	10.0	10	30	100	4	Picture 2	○
PML-4EL-D12.0-G	12.0	12	35	100	4	Picture 2	○
PML-4EL-D14.0-G	14.0	14	40	100	4	Picture 2	○
PML-4EL-D16.0-G	16.0	16	50	150	4	Picture 2	○
PML-4EL-D20.0-G	20.0	20	55	150	4	Picture 2	○

● Stock available ○ Make-to-order

Indexable milling tools

Solid carbide end mills

PML series

➤ Applicable workpiece material table ○Very suitable ○Suitable

Workpiece material											
Carbon steel	Alloy steel	Pre-hardened steel、Hardened steel				Stainless steel	Cast iron, Nodular cast iron	Copper alloy	Aluminum alloy	Titanium alloy	Heat resistant alloy
		~40HRC	~50HRC	~55HRC	~68HRC						
○	○	○	○	○	○	○	○	○	○	○	

Code key

B213

Graphics category and identification

B214

Cutting parameters

B371-B372

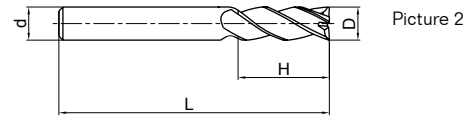
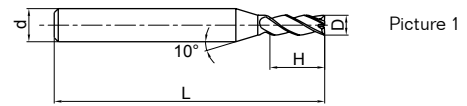

B MILLING Solid Carbide End Mills

High-performance general milling PML series

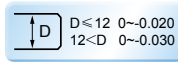
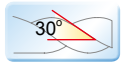
4-flute flattened end mills with straight shank and long cutting edge



PML-4FL-G



● PML-4F-G series with long cutting edge.



Ordering number	Basic dimension(mm)				Number of teeth Z	Geometry	Stock
	D	d	H	L			
PML-4FL-D3.0-G	3.0	6	12	75	4	Picture 1	○
PML-4FL-D4.0-G	4.0	6	15	75	4	Picture 1	○
PML-4FL-D5.0-G	5.0	6	20	75	4	Picture 1	○
PML-4FL-D6.0-G	6.0	6	20	75	4	Picture 2	○
PML-4FL-D8.0-G	8.0	8	25	100	4	Picture 2	○
PML-4FL-D10.0-G	10.0	10	30	100	4	Picture 2	○
PML-4FL-D12.0-G	12.0	12	35	100	4	Picture 2	○
PML-4FL-D14.0-G	14.0	14	40	100	4	Picture 2	○
PML-4FL-D16.0-G	16.0	16	50	150	4	Picture 2	○
PML-4FL-D20.0-G	20.0	20	55	150	4	Picture 2	○

● Stock available ○ Make-to-order

Indexable milling tools

Solid carbide end mills

PML series

Applicable workpiece material table ○ Very suitable ○ Suitable

Workpiece material											
Carbon steel	Alloy steel	Pre-hardened steel、Hardened steel				Stainless steel	Cast iron, Nodular cast iron	Copper alloy	Aluminum alloy	Titanium alloy	Heat resistant alloy
		~40HRC	~50HRC	~55HRC	~68HRC						
○	○	○	○	○	○	○	○	○	○	○	

Code key

B213

Graphics category and identification

B214


Cutting parameters

B373-B374

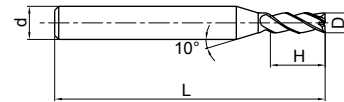
4-flute flattened end mills with straight shank and extra long cutting edge



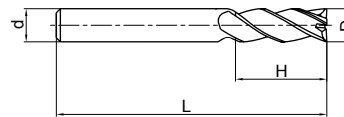
PML-4EX-G



Corner protection

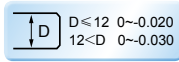
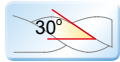


Picture 1



Picture 2

- Extra long cutting edge, for deep side wall machining.



Ordering number	Basic dimension(mm)				Number of teeth Z	Geometry	Stock
	D	d	H	L			
PML-4EX-D3.0-G	3.0	6	20	75	4	Picture 1	○
PML-4EX-D4.0-G	4.0	6	25	75	4	Picture 1	○
PML-4EX-D5.0-G	5.0	6	30	75	4	Picture 1	○
PML-4EX-D6.0-G	6.0	6	30	75	4	Picture 2	○
PML-4EX-D8.0-G	8.0	8	40	100	4	Picture 2	○
PML-4EX-D10.0-G	10.0	10	50	110	4	Picture 2	○
PML-4EX-D12.0-G	12.0	12	50	110	4	Picture 2	○
PML-4EX-D16.0-G	16.0	16	70	150	4	Picture 2	○
PML-4EX-D20.0-G	20.0	20	75	150	4	Picture 2	○

● Stock available ○ Make-to-order



Indexable milling tools

Solid carbide end mills

PML series

Applicable workpiece material table ○ Very suitable ○ Suitable

Workpiece material											
Carbon steel	Alloy steel	Pre-hardened steel, Hardened steel				Stainless steel	Cast iron, Nodular cast iron	Copper alloy	Aluminum alloy	Titanium alloy	Heat resistant alloy
		~40HRC	~50HRC	~55HRC	~68HRC						
○	○	○	○		○	○			○	○	

Code key

B213

Graphics category and identification

B214

Cutting parameters

B375


B MILLING Solid Carbide End Mills

High-performance general milling PML series

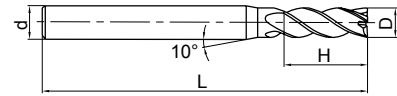
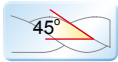
4-flute flattened end mills with straight shank



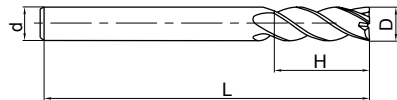
PML-4E



- Very suitable for side milling and shallow slot machining.
- Wide application.



Picture 1



Picture 2

Ordering number	Basic dimension(mm)				Number of teeth Z	Geometry	Stock
	D	d	H	L			
PML-4E-D1.0S	1.0	4	3	50	4	Picture 1	○
PML-4E-D1.5S	1.5	4	4	50	4	Picture 1	○
PML-4E-D2.0S	2.0	4	6	50	4	Picture 1	○
PML-4E-D2.5S	2.5	4	8	50	4	Picture 1	○
PML-4E-D3.0S	3.0	4	8	50	4	Picture 1	○
PML-4E-D4.0S	4.0	4	11	50	4	Picture 2	○
PML-4E-D1.0	1.0	6	3	50	4	Picture 1	○
PML-4E-D1.5	1.5	6	4	50	4	Picture 1	○
PML-4E-D2.0	2.0	6	6	50	4	Picture 1	○
PML-4E-D2.5	2.5	6	8	50	4	Picture 1	○
PML-4E-D3.0	3.0	6	8	50	4	Picture 1	○
PML-4E-D3.5	3.5	6	10	50	4	Picture 1	○
PML-4E-D4.0	4.0	6	11	50	4	Picture 1	○
PML-4E-D4.5	4.5	6	11	50	4	Picture 1	○
PML-4E-D5.0	5.0	6	13	50	4	Picture 1	○
PML-4E-D5.5	5.5	6	16	50	4	Picture 1	○
PML-4E-D6.0	6.0	6	16	50	4	Picture 2	○
PML-4E-D7.0	7.0	8	20	60	4	Picture 1	○
PML-4E-D8.0	8.0	8	20	60	4	Picture 2	○
PML-4E-D9.0	9.0	10	22	75	4	Picture 1	○
PML-4E-D10.0	10.0	10	25	75	4	Picture 2	○
PML-4E-D11.0	11.0	12	26	75	4	Picture 1	○
PML-4E-D12.0	12.0	12	30	75	4	Picture 2	○
PML-4E-D14.0	14.0	14	32	75	4	Picture 2	○
PML-4E-D16.0	16.0	16	45	100	4	Picture 2	○
PML-4E-D18.0	18.0	18	45	100	4	Picture 2	○
PML-4E-D20.0	20.0	20	45	100	4	Picture 2	○

● Stock available ○ Make-to-order

Applicable workpiece material table ● Very suitable ○ Suitable

Workpiece material											
Carbon steel	Alloy steel	Pre-hardened steel, Hardened steel				Stainless steel	Cast iron, Nodular cast iron	Copper alloy	Aluminum alloy	Titanium alloy	Heat resistant alloy
		~40HRC	~50HRC	~55HRC	~68HRC						
○	○	○	○	○	○	○	○	○	○	○	

Code key

B213

Graphics category and identification

B214

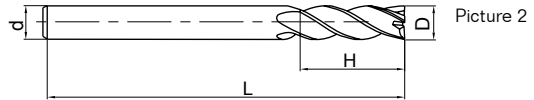
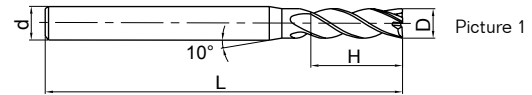

Cutting parameters

B376-B377

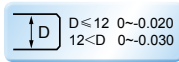
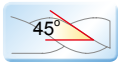
4-flute flattened end mills with straight shank and long cutting edge



PML-4EL



● PML-4E series with long cutting edge.



Ordering number	Basic dimension(mm)				Number of teeth Z	Geometry	Stock
	D	d	H	L			
PML-4EL-D3.0	3.0	6	12	75	4	Picture 1	○
PML-4EL-D4.0	4.0	6	15	75	4	Picture 1	○
PML-4EL-D5.0	5.0	6	20	75	4	Picture 1	○
PML-4EL-D6.0	6.0	6	20	75	4	Picture 2	○
PML-4EL-D8.0	8.0	8	25	100	4	Picture 2	○
PML-4EL-D10.0	10.0	10	30	100	4	Picture 2	○
PML-4EL-D12.0	12.0	12	35	100	4	Picture 2	○
PML-4EL-D14.0	14.0	14	40	100	4	Picture 2	○
PML-4EL-D16.0	16.0	16	50	150	4	Picture 2	○
PML-4EL-D20.0	20.0	20	55	150	4	Picture 2	○

● Stock available ○ Make-to-order

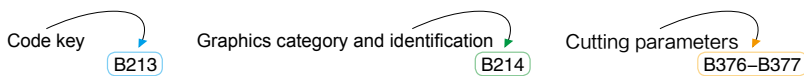
Indexable milling tools

Solid carbide end mills

PML series

➤ **Applicable workpiece material table** ● Very suitable ○ Suitable

Workpiece material											
Carbon steel	Alloy steel	Pre-hardened steel、Hardened steel				Stainless steel	Cast iron, Nodular cast iron	Copper alloy	Aluminum alloy	Titanium alloy	Heat resistant alloy
		~40HRC	~50HRC	~55HRC	~68HRC						
●	●	●	○		○	●			○	○	



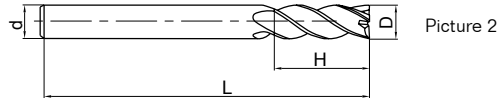
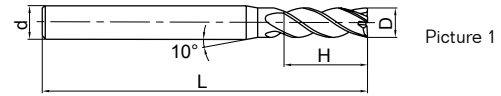

B MILLING Solid Carbide End Mills

High-performance general milling PML series

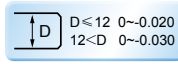
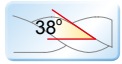
4-flute flattened end mills with straight shank



PML-4E-H



- Most suitable for slot milling.
- Wide application.



Ordering number	Basic dimension(mm)				Number of teeth Z	Geometry	Stock
	D	d	H	L			
PML-4E-D3.0S-H	3.0	4	8	50	4	Picture 1	○
PML-4E-D4.0S-H	4.0	4	11	50	4	Picture 2	○
PML-4E-D3.0-H	3.0	6	8	50	4	Picture 1	○
PML-4E-D3.5-H	3.5	6	10	50	4	Picture 1	○
PML-4E-D4.0-H	4.0	6	11	50	4	Picture 1	○
PML-4E-D4.5-H	4.5	6	11	50	4	Picture 1	○
PML-4E-D5.0-H	5.0	6	13	50	4	Picture 1	○
PML-4E-D5.5-H	5.5	6	16	50	4	Picture 1	○
PML-4E-D6.0-H	6.0	6	16	50	4	Picture 2	○
PML-4E-D7.0-H	7.0	8	20	60	4	Picture 1	○
PML-4E-D8.0-H	8.0	8	20	60	4	Picture 2	○
PML-4E-D9.0-H	9.0	10	22	75	4	Picture 1	○
PML-4E-D10.0-H	10.0	10	25	75	4	Picture 2	○
PML-4E-D11.0-H	11.0	12	26	75	4	Picture 1	○
PML-4E-D12.0-H	12.0	12	30	75	4	Picture 2	○
PML-4E-D14.0-H	14.0	14	32	75	4	Picture 2	○
PML-4E-D16.0-H	16.0	16	45	100	4	Picture 2	○
PML-4E-D18.0-H	18.0	18	45	100	4	Picture 2	○
PML-4E-D20.0-H	20.0	20	45	100	4	Picture 2	○

● Stock available ○ Make-to-order

Indexable milling tools

Solid carbide end mills

PML series

Applicable workpiece material table ○Very suitable ○Suitable

Workpiece material											
Carbon steel	Alloy steel	Pre-hardened steel, Hardened steel				Stainless steel	Cast iron, Nodular cast iron	Copper alloy	Aluminum alloy	Titanium alloy	Heat resistant alloy
		~40HRC	~50HRC	~55HRC	~68HRC						
○	○	○	○	○	○	○	○	○	○	○	

Code key

B213

Graphics category and identification

B214

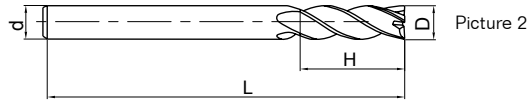
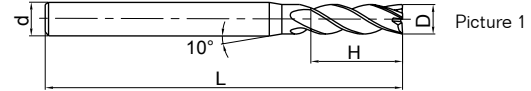

Cutting parameters

B376-B377

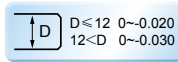
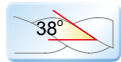
4-flute flattened end mills with straight shank and long cutting edge



PML-4EL-H



● PML-4E-H series with long shank.



Ordering number	Basic dimension(mm)				Number of teeth Z	Geometry	Stock
	D	d	H	L			
PML-4EL-D3.0-H	3.0	6	12	75	4	Picture 1	○
PML-4EL-D4.0-H	4.0	6	15	75	4	Picture 1	○
PML-4EL-D5.0-H	5.0	6	20	75	4	Picture 1	○
PML-4EL-D6.0-H	6.0	6	20	75	4	Picture 2	○
PML-4EL-D8.0-H	8.0	8	25	100	4	Picture 2	○
PML-4EL-D10.0-H	10.0	10	30	100	4	Picture 2	○
PML-4EL-D12.0-H	12.0	12	35	100	4	Picture 2	○
PML-4EL-D14.0-H	14.0	14	40	100	4	Picture 2	○
PML-4EL-D16.0-H	16.0	16	50	150	4	Picture 2	○
PML-4EL-D20.0-H	20.0	20	55	150	4	Picture 2	○

● Stock available ○ Make-to-order

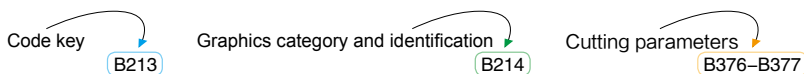
Indexable milling tools

Solid carbide end mills

PML series

▶▶ Applicable workpiece material table ●Very suitable ○Suitable

Workpiece material											
Carbon steel	Alloy steel	Pre-hardened steel、Hardened steel				Stainless steel	Cast iron, Nodular cast iron	Copper alloy	Aluminum alloy	Titanium alloy	Heat resistant alloy
		~40HRC	~50HRC	~55HRC	~68HRC						
●	●	●	○			○	●			○	○




B MILLING Solid Carbide End Mills

High-performance general milling PML series

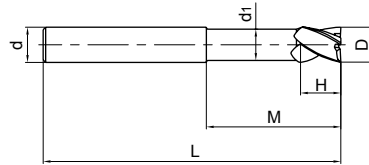
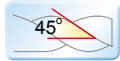
4-flute flattened end mills with straight shank, long neck and short cutting edge



PML-4EFP



- High-rigidity short cutting edge, suitable for heavy cutting and also deep cavity milling.



Ordering number	Basic dimension(mm)						Number of teeth Z	Stock
	D	d	H	M	d ₁	L		
PML-4EFP-D6.0	6.0	6	9	30	5.8	75	4	○
PML-4EFP-D8.0	8.0	8	12	40	7.8	100	4	○
PML-4EFP-D10.0	10.0	10	15	50	9.6	100	4	○
PML-4EFP-D12.0	12.0	12	18	50	11.5	100	4	○
PML-4EFP-D16.0	16.0	16	24	50	15.5	150	4	○
PML-4EFP-D20.0	20.0	20	30	60	19.5	150	4	○

● Stock available ○ Make-to-order

Indexable milling tools

Solid carbide end mills

PML series

Applicable workpiece material table ○ Very suitable ○ Suitable

Workpiece material											
Carbon steel	Alloy steel	Pre-hardened steel, Hardened steel				Stainless steel	Cast iron, Nodular cast iron	Copper alloy	Aluminum alloy	Titanium alloy	Heat resistant alloy
		~40HRC	~50HRC	~55HRC	~68HRC						
○	○	○	○			○	○			○	

Code key

B213

Graphics category and identification

B214

Cutting parameters

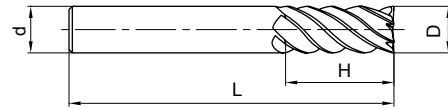

B378-B379

6-flute flattened end mills with straight shank

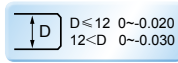
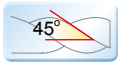


PML-6E

Corner protection



- Perfect rigidity, very suitable for side finish machining.
- High speed, high feed rate machining applicable.



Ordering number	Basic dimension(mm)				Number of teeth Z	Stock
	D	d	H	L		
PML-6E-D6.0	6.0	6	18	60	6	○
PML-6E-D8.0	8.0	8	20	60	6	○
PML-6E-D10.0	10.0	10	30	75	6	○
PML-6E-D12.0	12.0	12	32	75	6	○
PML-6E-D16.0	16.0	16	40	100	6	○
PML-6E-D20.0	20.0	20	45	100	6	○

● Stock available ○ Make-to-order

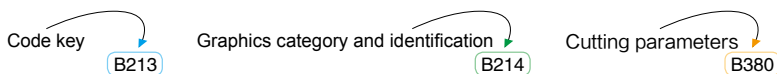
Indexable milling tools

Solid carbide end mills

PML series

Applicable workpiece material table ○Very suitable ○Suitable

Workpiece material											
Carbon steel	Alloy steel	Pre-hardened steel、Hardened steel				Stainless steel	Cast iron, Nodular cast iron	Copper alloy	Aluminum alloy	Titanium alloy	Heat resistant alloy
		~40HRC	~50HRC	~55HRC	~68HRC						
○	○	○	○			○	○			○	



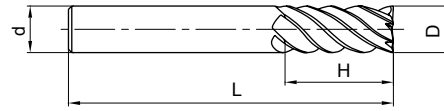

B MILLING Solid Carbide End Mills

High-performance general milling PML series

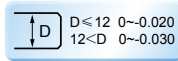
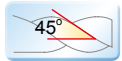
6-flute flattened end mills with straight shank and long cutting edge



PML-6EL



- PML-6E series with long cutting edge.



Ordering number	Basic dimension(mm)				Number of teeth Z	Stock
	D	d	H	L		
PML-6EL-D6.0	6.0	6	24	75	6	○
PML-6EL-D8.0	8.0	8	32	75	6	○
PML-6EL-D10.0	10.0	10	40	100	6	○
PML-6EL-D12.0	12.0	12	45	100	6	○
PML-6EL-D16.0	16.0	16	64	150	6	○
PML-6EL-D20.0	20.0	20	75	150	6	○

● Stock available ○ Make-to-order

Indexable
milling tools

Solid carbide
end mills

PML series

Applicable workpiece material table ○Very suitable ○Suitable

Workpiece material											
Carbon steel	Alloy steel	Pre-hardened steel、Hardened steel				Stainless steel	Cast iron, Nodular cast iron	Copper alloy	Aluminum alloy	Titanium alloy	Heat resistant alloy
		~40HRC	~50HRC	~55HRC	~68HRC						
○	○	○	○			○	○			○	

Code key

B213

Graphics category and identification

B214


Cutting parameters

B381

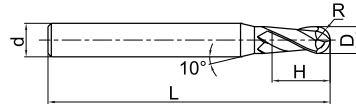
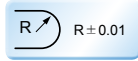
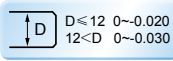
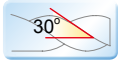
2-flute ball nose end mills with straight shank



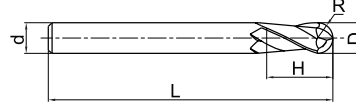
PML-2B



- For profile milling, high speed machining applicable.
- Wide application.



Picture 1



Picture 2

Ordering number	Basic dimension(mm)					Number of teeth Z	Geometry	Stock
	D	R	d	H	L			
PML-2B-R0.5S	1.0	0.5	4	2	50	2	Picture 1	●
PML-2B-R0.75S	1.5	0.75	4	3	50	2	Picture 1	●
PML-2B-R1.0S	2.0	1.0	4	4	50	2	Picture 1	●
PML-2B-R1.25S	2.5	1.25	4	5	50	2	Picture 1	●
PML-2B-R1.5S	3.0	1.5	4	6	50	2	Picture 1	●
PML-2B-R2.0S	4.0	2.0	4	8	50	2	Picture 2	●
PML-2B-R0.5	1.0	0.5	6	2	50	2	Picture 1	●
PML-2B-R0.75	1.5	0.75	6	3	50	2	Picture 1	●
PML-2B-R1.0	2.0	1.0	6	4	50	2	Picture 1	●
PML-2B-R1.25	2.5	1.25	6	5	50	2	Picture 1	●
PML-2B-R1.5	3.0	1.5	6	6	50	2	Picture 1	●
PML-2B-R1.75	3.5	1.75	6	8	50	2	Picture 1	●
PML-2B-R2.0	4.0	2.0	6	8	50	2	Picture 1	●
PML-2B-R2.5	5.0	2.5	6	10	50	2	Picture 1	●
PML-2B-R2.75	5.5	2.75	6	12	50	2	Picture 1	●
PML-2B-R3.0	6.0	3.0	6	12	50	2	Picture 2	●
PML-2B-R3.5	7.0	3.5	8	14	60	2	Picture 1	●
PML-2B-R4.0	8.0	4.0	8	16	60	2	Picture 2	●
PML-2B-R4.5	9.0	4.5	10	18	75	2	Picture 1	●
PML-2B-R5.0	10.0	5.0	10	20	75	2	Picture 2	●
PML-2B-R6.0	12.0	6.0	12	24	75	2	Picture 2	●
PML-2B-R7.0	14.0	7.0	14	28	75	2	Picture 2	●
PML-2B-R8.0	16.0	8.0	16	32	100	2	Picture 2	●
PML-2B-R10.0	20.0	10.0	20	40	100	2	Picture 2	●

● Stock available ○ Make-to-order

Indexable milling tools
Solid carbide end mills
PML series

Applicable workpiece material table ○Very suitable ○Suitable

Workpiece material											
Carbon steel	Alloy steel	Pre-hardened steel、Hardened steel				Stainless steel	Cast iron, Nodular cast iron	Copper alloy	Aluminum alloy	Titanium alloy	Heat resistant alloy
		~40HRC	~50HRC	~55HRC	~68HRC						
○	○	○	○	○	○	○	○	○	○	○	

Code key **B213** Graphics category and identification **B214** Cutting parameters **B382-B383**

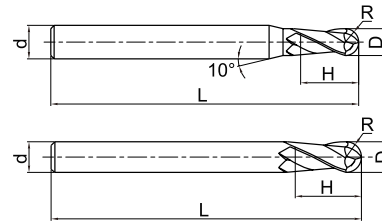
B MILLING Solid Carbide End Mills

High-performance general milling PML series

2-flute ball nose end mills with straight shank




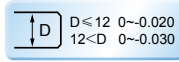
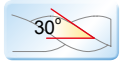
PML-2BL



Picture 1

Picture 2

- PML-2B series with long shank.



Ordering number	Basic dimension(mm)					Number of teeth Z	Geometry	Stock
	D	R	d	H	L			
PML-2BL-R1.0	2.0	1.0	6	4	75	2	Picture 1	○
PML-2BL-R1.25	2.5	1.25	6	5	75	2	Picture 1	○
PML-2BL-R1.5	3.0	1.5	6	6	75	2	Picture 1	○
PML-2BL-R1.75	3.5	1.75	6	8	75	2	Picture 1	○
PML-2BL-R2.0	4.0	2.0	6	8	75	2	Picture 1	○
PML-2BL-R2.5	5.0	2.5	6	10	75	2	Picture 1	○
PML-2BL-R2.75	5.5	2.75	6	12	75	2	Picture 1	○
PML-2BL-R3.0	6.0	3.0	6	12	75	2	Picture 2	○
PML-2BL-R3.5	7.0	3.5	8	14	75	2	Picture 1	○
PML-2BL-R4.0	8.0	4.0	8	16	100	2	Picture 2	○
PML-2BL-R4.5	9.0	4.5	10	18	100	2	Picture 1	○
PML-2BL-R5.0	10.0	5.0	10	20	100	2	Picture 2	○
PML-2BL-R6.0	12.0	6.0	12	24	100	2	Picture 2	○
PML-2BL-R7.0	14.0	7.0	14	28	100	2	Picture 2	○
PML-2BL-R8.0	16.0	8.0	16	32	150	2	Picture 2	○
PML-2BL-R10.0	20.0	10.0	20	40	150	2	Picture 2	○

● Stock available ○ Make-to-order

Indexable milling tools

Solid carbide end mills

PML series

Applicable workpiece material table ◎Very suitable ○Suitable

Workpiece material											
Carbon steel	Alloy steel	Pre-hardened steel, Hardened steel				Stainless steel	Cast iron, Nodular cast iron	Copper alloy	Aluminum alloy	Titanium alloy	Heat resistant alloy
		~40HRC	~50HRC	~55HRC	~68HRC						
◎	◎	◎	○			○	◎			○	○

Code key

B213

Graphics category and identification

B214

Cutting parameters

B382-B383

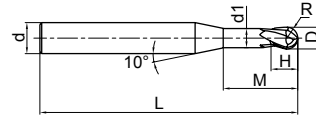

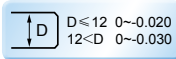
2-flute ball nose end mills with straight shank, long neck and short cutting edge



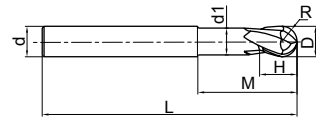
PML-2BFP



- High-rigidity short cutting edge, suitable for heavy cutting.



Picture 1



Picture 2

Ordering number	Basic dimension(mm)							Number of teeth Z	Geometry	Stock
	D	R	H	d ₁	M	d	L			
PML-2BFP-R0.5	1.0	0.5	1	0.95	2.5	6	75	2	Picture 1	○
PML-2BFP-R0.75	1.5	0.75	1.5	1.45	3	6	75	2	Picture 1	○
PML-2BFP-R1.0	2.0	1.0	2	1.95	4	6	75	2	Picture 1	○
PML-2BFP-R1.5	3.0	1.5	3	2.85	6	6	75	2	Picture 1	○
PML-2BFP-R2.0	4.0	2.0	4	3.85	8	6	75	2	Picture 1	○
PML-2BFP-R2.5	5.0	2.5	5	4.85	10	6	75	2	Picture 1	○
PML-2BFP-R3.0	6.0	3.0	6	5.8	12	6	75	2	Picture 2	○
PML-2BFP-R4.0	8.0	4.0	8	7.8	16	8	100	2	Picture 2	○
PML-2BFP-R5.0	10.0	5.0	10	9.6	20	10	100	2	Picture 2	○
PML-2BFP-R6.0	12.0	6.0	12	11.5	24	12	100	2	Picture 2	○
PML-2BFP-R8.0	16.0	8.0	16	15.5	32	16	150	2	Picture 2	○
PML-2BFP-R10.0	20.0	10.0	20	19.5	40	20	150	2	Picture 2	○

● Stock available ○ Make-to-order

Indexable milling tools

Solid carbide end mills

PML series

➤ **Applicable workpiece material table** ● Very suitable ○ Suitable

Workpiece material											
Carbon steel	Alloy steel	Pre-hardened steel, Hardened steel				Stainless steel	Cast iron, Nodular cast iron	Copper alloy	Aluminum alloy	Titanium alloy	Heat resistant alloy
		~40HRC	~50HRC	~55HRC	~68HRC						
●	●	●	○			○	●			○	○

Code key
B213

Graphics category and identification
B214

Cutting parameters
B382-B383


B MILLING Solid Carbide End Mills

High-performance general milling PML series

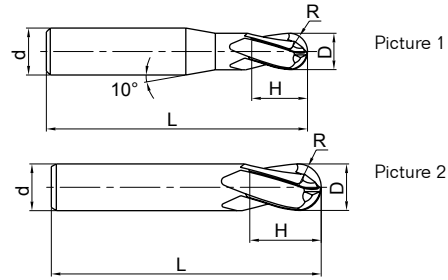

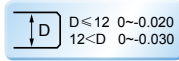
4-flute ball nose end mills with straight shank



PML-4B



- 4-flute ball nose end mill can operate with higher feed speed and machining efficiency, extending tool life in machining high-hardness workpiece



Ordering number	Basic dimension(mm)					Number of teeth Z	Geometry	Stock
	D	R	d	H	L			
PML-4B-R1.5	3.0	1.5	6	6	50	4	Picture 1	○
PML-4B-R2.0	4.0	2.0	6	8	50	4	Picture 1	○
PML-4B-R2.5	5.0	2.5	6	10	50	4	Picture 1	○
PML-4B-R3.0	6.0	3.0	6	12	50	4	Picture 2	○
PML-4B-R4.0	8.0	4.0	8	16	60	4	Picture 2	○
PML-4B-R5.0	10.0	5.0	10	20	75	4	Picture 2	○
PML-4B-R6.0	12.0	6.0	12	24	75	4	Picture 2	○
PML-4B-R7.0	14.0	7.0	14	28	75	4	Picture 2	○
PML-4B-R8.0	16.0	8.0	16	32	100	4	Picture 2	○
PML-4B-R9.0	18.0	9.0	18	36	100	4	Picture 2	○
PML-4B-R10.0	20.0	10.0	20	40	100	4	Picture 2	○

● Stock available ○ Make-to-order

Indexable milling tools

Solid carbide end mills

PML series

Applicable workpiece material table ○Very suitable ○Suitable

Workpiece material											
Carbon steel	Alloy steel	Pre-hardened steel, Hardened steel				Stainless steel	Cast iron, Nodular cast iron	Copper alloy	Aluminum alloy	Titanium alloy	Heat resistant alloy
		~40HRC	~50HRC	~55HRC	~68HRC						
○	○	○	○			○	○			○	

Code key

B213

Graphics category and identification

B214

Cutting parameters

B384

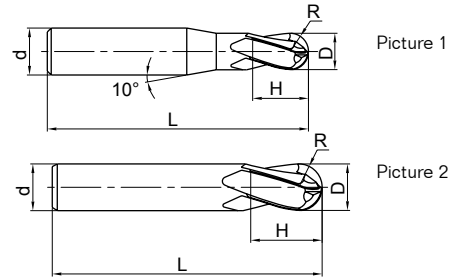

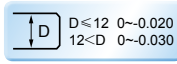
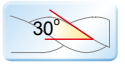
4-flute ball nose end mills with straight and long shank



PML-4BL



- PML-4B series with long shank.



Ordering number	Basic dimension(mm)					Number of teeth Z	Geometry	Stock
	D	R	d	H	L			
PML-4BL-R1.5	3.0	1.5	6	6	75	4	Picture 1	○
PML-4BL-R2.0	4.0	2.0	6	8	75	4	Picture 1	○
PML-4BL-R2.5	5.0	2.5	6	10	75	4	Picture 1	○
PML-4BL-R3.0	6.0	3.0	6	12	75	4	Picture 2	○
PML-4BL-R4.0	8.0	4.0	8	16	100	4	Picture 2	○
PML-4BL-R5.0	10.0	5.0	10	20	100	4	Picture 2	○
PML-4BL-R6.0	12.0	6.0	12	24	100	4	Picture 2	○
PML-4BL-R7.0	14.0	7.0	14	28	100	4	Picture 2	○
PML-4BL-R8.0	16.0	8.0	16	32	150	4	Picture 2	○
PML-4BL-R9.0	18.0	9.0	18	36	150	4	Picture 2	○
PML-4BL-R10.0	20.0	10.0	20	40	150	4	Picture 2	○

● Stock available ○ Make-to-order

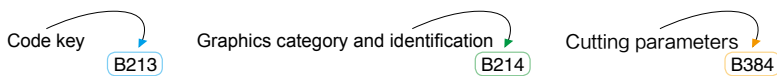
Indexable milling tools

Solid carbide end mills

PML series

Applicable workpiece material table ●Very suitable ○Suitable

Workpiece material											
Carbon steel	Alloy steel	Pre-hardened steel, Hardened steel				Stainless steel	Cast iron, Nodular cast iron	Copper alloy	Aluminum alloy	Titanium alloy	Heat resistant alloy
		~40HRC	~50HRC	~55HRC	~68HRC						
●	●	●	○			○	●			○	○



B MILLING Solid Carbide End Mills

High-performance general milling PML series

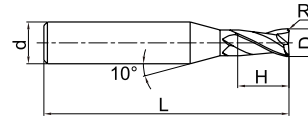
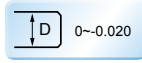
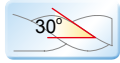
2-flute R end mills with straight shank



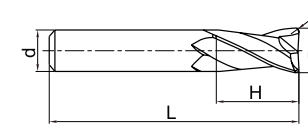
PML-2R



- Wide applications, applicable for several machining styles.



Picture 1



Picture 2

Ordering number	Basic dimension(mm)					Number of teeth Z	Geometry	Stock
	D	R	d	H	L			
PML-2R-D1.0R0.2	1.0	0.2	4	3	50	2	Picture 1	○
PML-2R-D1.5R0.2	1.5	0.2	4	4	50	2	Picture 1	○
PML-2R-D2.0R0.2	2.0	0.2	4	6	50	2	Picture 1	○
PML-2R-D2.0R0.5	2.0	0.5	4	6	50	2	Picture 1	○
PML-2R-D2.5R0.2	2.5	0.2	4	8	50	2	Picture 1	○
PML-2R-D2.5R0.5	2.5	0.5	4	8	50	2	Picture 1	○
PML-2R-D3.0R0.2	3.0	0.2	4	8	50	2	Picture 1	○
PML-2R-D3.0R0.3	3.0	0.3	4	8	50	2	Picture 1	○
PML-2R-D3.0R0.5	3.0	0.5	4	8	50	2	Picture 1	○
PML-2R-D4.0R0.2	4.0	0.2	4	11	50	2	Picture 2	○
PML-2R-D4.0R0.3	4.0	0.3	4	11	50	2	Picture 2	○
PML-2R-D4.0R0.5	4.0	0.5	4	11	50	2	Picture 2	○
PML-2R-D4.0R1.0	4.0	1.0	4	11	50	2	Picture 2	○
PML-2R-D5.0R0.3	5.0	0.3	6	13	50	2	Picture 1	○
PML-2R-D5.0R0.5	5.0	0.5	6	13	50	2	Picture 1	○
PML-2R-D5.0R1.0	5.0	1.0	6	13	50	2	Picture 1	○
PML-2R-D6.0R0.3	6.0	0.3	6	16	50	2	Picture 2	○
PML-2R-D6.0R0.5	6.0	0.5	6	16	50	2	Picture 2	○
PML-2R-D6.0R1.0	6.0	1.0	6	16	50	2	Picture 2	○
PML-2R-D8.0R0.3	8.0	0.3	8	20	60	2	Picture 2	○
PML-2R-D8.0R0.5	8.0	0.5	8	20	60	2	Picture 2	○
PML-2R-D8.0R1.0	8.0	1.0	8	20	60	2	Picture 2	○
PML-2R-D10.0R0.5	10.0	0.5	10	25	75	2	Picture 2	○
PML-2R-D10.0R1.0	10.0	1.0	10	25	75	2	Picture 2	○
PML-2R-D10.0R1.5	10.0	1.5	10	25	75	2	Picture 2	○
PML-2R-D10.0R2.0	10.0	2.0	10	25	75	2	Picture 2	○
PML-2R-D12.0R0.5	12.0	0.5	12	30	75	2	Picture 2	○
PML-2R-D12.0R1.0	12.0	1.0	12	30	75	2	Picture 2	○
PML-2R-D12.0R1.5	12.0	1.5	12	30	75	2	Picture 2	○
PML-2R-D12.0R2.0	12.0	2.0	12	30	75	2	Picture 2	○

● Stock available ○ Make-to-order

Applicable workpiece material table

Workpiece material											
Carbon steel	Alloy steel	Pre-hardened steel, Hardened steel				Stainless steel	Cast iron, Nodular cast iron	Copper alloy	Aluminum alloy	Titanium alloy	Heat resistant alloy
		~40HRC	~50HRC	~55HRC	~68HRC						
○	○	○	○	○	○	○	○	○	○	○	

Code key

B213

Graphics category and identification

B214

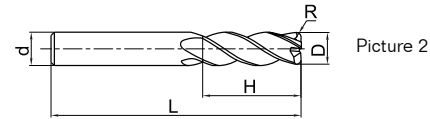
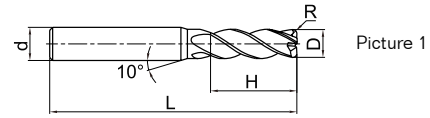
Cutting parameters

B388

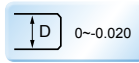
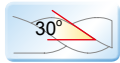
4-flute R end mills with straight shank



PML-4R



- Wide applications, applicable for several machining styles.



Ordering number	Basic dimension(mm)					Number of teeth Z	Geometry	Stock
	D	R	d	H	L			
PML-4R-D3.0R0.2	3.0	0.2	6	8	50	4	Picture 1	●
PML-4R-D4.0R0.3	4.0	0.3	6	10	50	4	Picture 2	●
PML-4R-D4.0R0.5	4.0	0.5	6	10	50	4	Picture 2	●
PML-4R-D5.0R0.5	5.0	0.5	6	13	50	4	Picture 1	●
PML-4R-D5.0R1.0	5.0	1.0	6	13	50	4	Picture 1	●
PML-4R-D6.0R0.5	6.0	0.5	6	16	50	4	Picture 2	●
PML-4R-D6.0R1.0	6.0	1.0	6	16	50	4	Picture 2	●
PML-4R-D8.0R0.5	8.0	0.5	8	20	60	4	Picture 2	●
PML-4R-D8.0R1.0	8.0	1.0	8	20	60	4	Picture 2	●
PML-4R-D10.0R0.5	10.0	0.5	10	25	75	4	Picture 2	●
PML-4R-D10.0R1.0	10.0	1.0	10	25	75	4	Picture 2	●
PML-4R-D10.0R2.0	10.0	2.0	10	25	75	4	Picture 2	●
PML-4R-D10.0R3.0	10.0	3.0	10	25	75	4	Picture 2	●
PML-4R-D12.0R0.5	12.0	0.5	12	30	75	4	Picture 2	●
PML-4R-D12.0R1.0	12.0	1.0	12	30	75	4	Picture 2	●
PML-4R-D12.0R2.0	12.0	2.0	12	30	75	4	Picture 2	●
PML-4R-D12.0R3.0	12.0	3.0	12	30	75	4	Picture 2	●

● Stock available ○ Make-to-order

Indexable milling tools

Solid carbide end mills

PML series

Applicable workpiece material table ●Very suitable ○Suitable

Workpiece material											
Carbon steel	Alloy steel	Pre-hardened steel、Hardened steel				Stainless steel	Cast iron, Nodular cast iron	Copper alloy	Aluminum alloy	Titanium alloy	Heat resistant alloy
		~40HRC	~50HRC	~55HRC	~68HRC						
●	●	●	○			○	●			○	○

Code key B213

Graphics category and identification B214

Cutting parameters B389

B MILLING Solid Carbide End Mills

High-performance general milling PML series

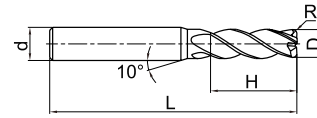
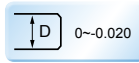
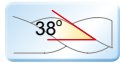
4-flute R end mills with straight shank



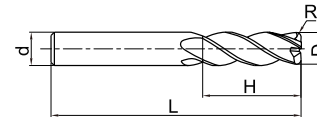
PML-4R-H



- Wide applications, applicable for several machining styles.



Picture 1



Picture 2

Ordering number	Basic dimension(mm)					Number of teeth Z	Geometry	Stock
	D	R	d	H	L			
PML-4R-D3.0R0.2-H	3.0	0.2	6	8	50	4	Picture 1	●
PML-4R-D4.0R0.3-H	4.0	0.3	6	10	50	4	Picture 1	●
PML-4R-D4.0R0.5-H	4.0	0.5	6	10	50	4	Picture 1	●
PML-4R-D5.0R0.5-H	5.0	0.5	6	13	50	4	Picture 1	●
PML-4R-D5.0R1.0-H	5.0	1.0	6	13	50	4	Picture 1	●
PML-4R-D6.0R0.5-H	6.0	0.5	6	16	50	4	Picture 2	●
PML-4R-D6.0R1.0-H	6.0	1.0	6	16	50	4	Picture 2	●
PML-4R-D8.0R0.5-H	8.0	0.5	8	20	60	4	Picture 2	●
PML-4R-D8.0R1.0-H	8.0	1.0	8	20	60	4	Picture 2	●
PML-4R-D10R0.5-H	10.0	0.5	10	25	75	4	Picture 2	●
PML-4R-D10R1.0-H	10.0	1.0	10	25	75	4	Picture 2	●
PML-4R-D10R2.0-H	10.0	2.0	10	25	75	4	Picture 2	●
PML-4R-D10R3.0-H	10.0	3.0	10	25	75	4	Picture 2	●
PML-4R-D12R0.5-H	12.0	0.5	12	30	75	4	Picture 2	●
PML-4R-D12R1.0-H	12.0	1.0	12	30	75	4	Picture 2	●
PML-4R-D12R2.0-H	12.0	2.0	12	30	75	4	Picture 2	●
PML-4R-D12R3.0-H	12.0	3.0	12	30	75	4	Picture 2	●

● Stock available ○ Make-to-order

Indexable milling tools

Solid carbide end mills

PML series

Applicable workpiece material table ●Very suitable ○Suitable

Workpiece material											
Carbon steel	Alloy steel	Pre-hardened steel、Hardened steel				Stainless steel	Cast iron, Nodular cast iron	Copper alloy	Aluminum alloy	Titanium alloy	Heat resistant alloy
		~40HRC	~50HRC	~55HRC	~68HRC						
●	●	●	○			○	●			○	

Code key

B213

Graphics category and identification

B214

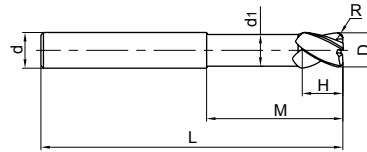
Cutting parameters

B389

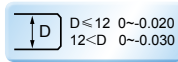
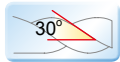
4-flute R end mills with straight shank, long neck and short cutting edge



PML-4RFP



- Long shank and short cutting edge designed for deep cavity milling.



Ordering number	Basic dimension(mm)							Number of teeth Z	Stock
	D	R	d	d ₁	H	M	L		
PML-4RFP-D6.0R0.5	6.0	0.5	6	5.8	6	18	75	4	○
PML-4RFP-D6.0R1.0	6.0	1.0	6	5.8	6	18	75	4	○
PML-4RFP-D8.0R0.5	8.0	0.5	8	7.8	8	24	100	4	○
PML-4RFP-D8.0R1.0	8.0	1.0	8	7.8	8	24	100	4	○
PML-4RFP-D10.0R0.5	10.0	0.5	10	9.6	10	30	100	4	○
PML-4RFP-D10.0R1.0	10.0	1.0	10	9.6	10	30	100	4	○
PML-4RFP-D10.0R2.0	10.0	2.0	10	9.6	10	30	100	4	○
PML-4RFP-D12.0R0.5	12.0	0.5	12	11.5	12	36	100	4	○
PML-4RFP-D12.0R1.0	12.0	1.0	12	11.5	12	36	100	4	○
PML-4RFP-D12.0R2.0	12.0	2.0	12	11.5	12	36	100	4	○
PML-4RFP-D16.0R1.0	16.0	1.0	16	15.5	16	40	150	4	○
PML-4RFP-D16.0R2.0	16.0	2.0	16	15.5	16	40	150	4	○

● Stock available ○ Make-to-order

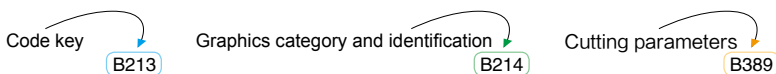
Indexable milling tools

Solid carbide end mills

PML series

Applicable workpiece material table ○Very suitable ○Suitable

Workpiece material											
Carbon steel	Alloy steel	Pre-hardened steel、Hardened steel				Stainless steel	Cast iron, Nodular cast iron	Copper alloy	Aluminum alloy	Titanium alloy	Heat resistant alloy
		~40HRC	~50HRC	~55HRC	~68HRC						
○	○	○	○			○	○			○	




B MILLING Solid Carbide End Mills

High-performance general milling PM series

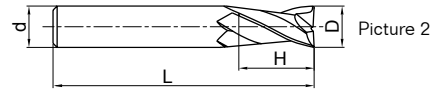
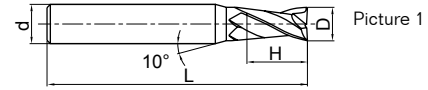
2-flute flattened end mills with straight shank



PM-2E



Corner protection



- Very suitable for slot milling.
- Wide application.



Ordering number	Basic dimension(mm)				Number of teeth Z	Geometry	Stock
	D	d	H	L			
PM-2E-D1.0S	1.0	4	3	50	2	Picture 1	●
PM-2E-D1.5S	1.5	4	4	50	2	Picture 1	●
PM-2E-D2.0S	2.0	4	6	50	2	Picture 1	●
PM-2E-D2.5S	2.5	4	8	50	2	Picture 1	●
PM-2E-D3.0S	3.0	4	8	50	2	Picture 1	●
PM-2E-D4.0S	4.0	4	11	50	2	Picture 2	●
PM-2E-D1.0	1.0	6	3	50	2	Picture 1	●
PM-2E-D1.5	1.5	6	4	50	2	Picture 1	●
PM-2E-D2.0	2.0	6	6	50	2	Picture 1	●
PM-2E-D2.5	2.5	6	8	50	2	Picture 1	●
PM-2E-D3.0	3.0	6	8	50	2	Picture 1	●
PM-2E-D3.5	3.5	6	10	50	2	Picture 1	●
PM-2E-D4.0	4.0	6	11	50	2	Picture 1	●
PM-2E-D4.5	4.5	6	11	50	2	Picture 1	●
PM-2E-D5.0	5.0	6	13	50	2	Picture 1	●
PM-2E-D5.5	5.5	6	16	50	2	Picture 1	●
PM-2E-D6.0	6.0	6	16	50	2	Picture 2	●
PM-2E-D7.0	7.0	8	20	60	2	Picture 1	●
PM-2E-D8.0	8.0	8	20	60	2	Picture 2	●
PM-2E-D9.0	9.0	10	22	75	2	Picture 1	●
PM-2E-D10.0	10.0	10	25	75	2	Picture 2	●
PM-2E-D11.0	11.0	12	26	75	2	Picture 1	●
PM-2E-D12.0	12.0	12	30	75	2	Picture 2	●
PM-2E-D14.0	14.0	14	32	75	2	Picture 2	●
PM-2E-D16.0	16.0	16	45	100	2	Picture 2	●
PM-2E-D18.0	18.0	18	45	100	2	Picture 2	●
PM-2E-D20.0	20.0	20	45	100	2	Picture 2	●

➤ Applicable workpiece material table ● Very suitable ○ Suitable

● Stock available ○ Make-to-order

Workpiece material											
Carbon steel	Alloy steel	Pre-hardened steel, Hardened steel				Stainless steel	Cast iron, Nodular cast iron	Copper alloy	Aluminum alloy	Titanium alloy	Heat resistant alloy
		~40HRC	~50HRC	~55HRC	~68HRC						
○	○	○	○	○	○	○	○	○	○	○	

Code key

B213

Graphics category and identification

B214

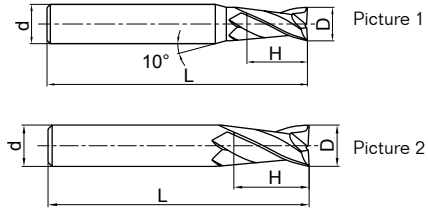
Cutting parameters

B367

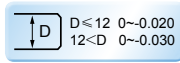
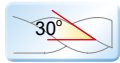
2-flute flattened end mills with straight shank



PM-2F



- Very suitable for slot milling.
- Wide application.



Ordering number	Basic dimension(mm)				Number of teeth Z	Geometry	Stock
	D	d	H	L			
PM-2F-D1.0S	1.0	4	3	50	2	Picture 1	○
PM-2F-D1.5S	1.5	4	4	50	2	Picture 1	○
PM-2F-D2.0S	2.0	4	6	50	2	Picture 1	○
PM-2F-D2.5S	2.5	4	8	50	2	Picture 1	○
PM-2F-D3.0S	3.0	4	8	50	2	Picture 1	○
PM-2F-D4.0S	4.0	4	11	50	2	Picture 2	○
PM-2F-D1.0	1.0	6	3	50	2	Picture 1	○
PM-2F-D1.5	1.5	6	4	50	2	Picture 1	○
PM-2F-D2.0	2.0	6	6	50	2	Picture 1	○
PM-2F-D2.5	2.5	6	8	50	2	Picture 1	○
PM-2F-D3.0	3.0	6	8	50	2	Picture 1	○
PM-2F-D3.5	3.5	6	10	50	2	Picture 1	○
PM-2F-D4.0	4.0	6	11	50	2	Picture 1	○
PM-2F-D4.5	4.5	6	11	50	2	Picture 1	○
PM-2F-D5.0	5.0	6	13	50	2	Picture 1	○
PM-2F-D5.5	5.5	6	16	50	2	Picture 1	○
PM-2F-D6.0	6.0	6	16	50	2	Picture 2	○
PM-2F-D7.0	7.0	8	20	60	2	Picture 1	○
PM-2F-D8.0	8.0	8	20	60	2	Picture 2	○
PM-2F-D9.0	9.0	10	22	75	2	Picture 1	○
PM-2F-D10.0	10.0	10	25	75	2	Picture 2	○
PM-2F-D11.0	11.0	12	26	75	2	Picture 1	○
PM-2F-D12.0	12.0	12	30	75	2	Picture 2	○
PM-2F-D14.0	14.0	14	32	75	2	Picture 2	○
PM-2F-D16.0	16.0	16	45	100	2	Picture 2	○
PM-2F-D18.0	18.0	18	45	100	2	Picture 2	○
PM-2F-D20.0	20.0	20	45	100	2	Picture 2	○

➤ **Applicable workpiece material table** ● Very suitable ○ Suitable

● Stock available ○ Make-to-order

Workpiece material											
Carbon steel	Alloy steel	Pre-hardened steel、Hardened steel				Stainless steel	Cast iron, Nodular cast iron	Copper alloy	Aluminum alloy	Titanium alloy	Heat resistant alloy
		~40HRC	~50HRC	~55HRC	~68HRC						
○	○	○	○	○	○	○				○	

Code key **B213** Graphics category and identification **B214** Cutting parameters **B368**

Indexable milling tools

Solid carbide end mills

PM series

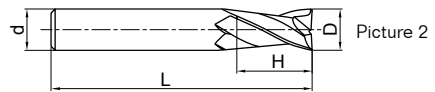
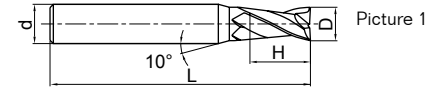

B MILLING Solid Carbide End Mills

High-performance general milling PM series

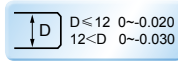
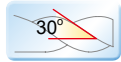
2-flute flattened end mills with straight shank and long cutting edge



PM-2EL



● PM-2E series with long cutting edge.



Ordering number	Basic dimension(mm)				Number of teeth Z	Geometry	Stock
	D	d	H	L			
PM-2EL-D3.0	3.0	6	12	75	2	Picture 1	○
PM-2EL-D4.0	4.0	6	15	75	2	Picture 1	○
PM-2EL-D5.0	5.0	6	20	75	2	Picture 1	○
PM-2EL-D6.0	6.0	6	20	75	2	Picture 2	○
PM-2EL-D8.0	8.0	8	25	100	2	Picture 2	○
PM-2EL-D10.0	10.0	10	30	100	2	Picture 2	○
PM-2EL-D12.0	12.0	12	35	100	2	Picture 2	○
PM-2EL-D14.0	14.0	14	40	100	2	Picture 2	○
PM-2EL-D16.0	16.0	16	50	150	2	Picture 2	○
PM-2EL-D20.0	20.0	20	55	150	2	Picture 2	○

● Stock available ○ Make-to-order

Indexable
milling tools

Solid carbide
end mills

PM series

▶ Applicable workpiece material table ○ Very suitable ○ Suitable

Workpiece material											
Carbon steel	Alloy steel	Pre-hardened steel、Hardened steel				Stainless steel	Cast iron, Nodular cast iron	Copper alloy	Aluminum alloy	Titanium alloy	Heat resistant alloy
		~40HRC	~50HRC	~55HRC	~68HRC						
○	○	○	○	○	○	○			○	○	

Code key

B213

Graphics category and identification

B214

Cutting parameters

B367

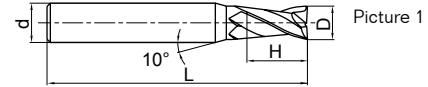
2-flute flattened end mills with straight shank and long cutting edge



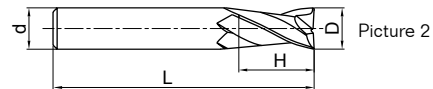
PM-2FL



Sharp

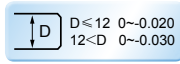
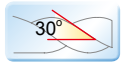


Picture 1



Picture 2

● PM-2F series with long cutting edge.



Ordering number	Basic dimension(mm)				Number of teeth Z	Geometry	Stock
	D	d	H	L			
PM-2FL-D3.0	3.0	6	12	75	2	Picture 1	○
PM-2FL-D4.0	4.0	6	15	75	2	Picture 1	○
PM-2FL-D5.0	5.0	6	20	75	2	Picture 1	○
PM-2FL-D6.0	6.0	6	20	75	2	Picture 2	○
PM-2FL-D8.0	8.0	8	25	100	2	Picture 2	○
PM-2FL-D10.0	10.0	10	30	100	2	Picture 2	○
PM-2FL-D12.0	12.0	12	35	100	2	Picture 2	○
PM-2FL-D14.0	14.0	14	40	100	2	Picture 2	○
PM-2FL-D16.0	16.0	16	50	150	2	Picture 2	○
PM-2FL-D20.0	20.0	20	55	150	2	Picture 2	○

● Stock available ○ Make-to-order

Indexable milling tools

Solid carbide end mills

PM series

▶ Applicable workpiece material table ○ Very suitable ○ Suitable

Workpiece material											
Carbon steel	Alloy steel	Pre-hardened steel、Hardened steel				Stainless steel	Cast iron, Nodular cast iron	Copper alloy	Aluminum alloy	Titanium alloy	Heat resistant alloy
		~40HRC	~50HRC	~55HRC	~68HRC						
○	○	○	○	○	○	○	○	○	○	○	

Code key **B213**

Graphics category and identification **B214**

Cutting parameters **B368**

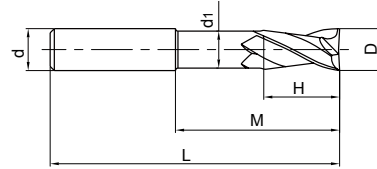

B MILLING Solid Carbide End Mills

High-performance general milling PM series

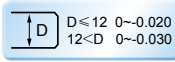
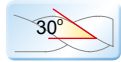
2-flute flattened end mills with straight shank, long neck and short cutting edge



PM-2EFP



● High-rigidity short cutting edge, suitable for heavy cutting and also deep cavity milling.



Ordering number	Basic dimension(mm)						Number of teeth Z	Stock
	D	d	H	M	d ₁	L		
PM-2EFP-D6.0	6.0	6	9	30	5.8	75	2	○
PM-2EFP-D8.0	8.0	8	12	40	7.8	100	2	○
PM-2EFP-D10.0	10.0	10	15	50	9.6	100	2	○
PM-2EFP-D12.0	12.0	12	18	50	11.5	100	2	○
PM-2EFP-D16.0	16.0	16	24	50	15.5	150	2	○
PM-2EFP-D20.0	20.0	20	30	60	19.5	150	2	○

● Stock available ○ Make-to-order

Indexable milling tools

Solid carbide end mills

PM series

▶ Applicable workpiece material table ○Very suitable ○Suitable

Workpiece material											
Carbon steel	Alloy steel	Pre-hardened steel、Hardened steel				Stainless steel	Cast iron, Nodular cast iron	Copper alloy	Aluminum alloy	Titanium alloy	Heat resistant alloy
		~40HRC	~50HRC	~55HRC	~68HRC						
○	○	○	○	○	○	○	○	○	○	○	

Code key

B213

Graphics category and identification

B214

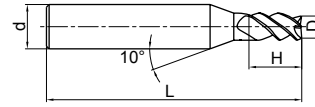
Cutting parameters

B369

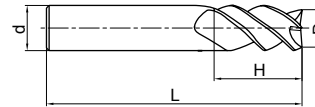
3-flute flattened end mills with straight shank



PM-3E-H

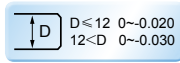
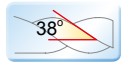


Picture 1



Picture 2

- Especially suitable for slot milling.
- Wide application.



Ordering number	Basic dimension(mm)				Number of teeth Z	Geometry	Stock
	D	d	H	L			
PM-3E-D3.0S-H	3.0	4	8	50	3	Picture 1	○
PM-3E-D4.0S-H	4.0	4	11	50	3	Picture 2	○
PM-3E-D3.0-H	3.0	6	8	50	3	Picture 1	○
PM-3E-D3.5-H	3.5	6	10	50	3	Picture 1	○
PM-3E-D4.0-H	4.0	6	11	50	3	Picture 1	○
PM-3E-D4.5-H	4.5	6	11	50	3	Picture 1	○
PM-3E-D5.0-H	5.0	6	13	50	3	Picture 1	○
PM-3E-D5.5-H	5.5	6	16	50	3	Picture 1	○
PM-3E-D6.0-H	6.0	6	16	50	3	Picture 2	○
PM-3E-D7.0-H	7.0	8	20	60	3	Picture 1	○
PM-3E-D8.0-H	8.0	8	20	60	3	Picture 2	○
PM-3E-D9.0-H	9.0	10	22	75	3	Picture 1	○
PM-3E-D10.0-H	10.0	10	25	75	3	Picture 2	○
PM-3E-D11.0-H	11.0	12	26	75	3	Picture 1	○
PM-3E-D12.0-H	12.0	12	30	75	3	Picture 2	○
PM-3E-D14.0-H	14.0	14	32	75	3	Picture 2	○
PM-3E-D16.0-H	16.0	16	45	100	3	Picture 2	○
PM-3E-D18.0-H	18.0	18	45	100	3	Picture 2	○
PM-3E-D20.0-H	20.0	20	45	100	3	Picture 2	○

● Stock available ○ Make-to-order

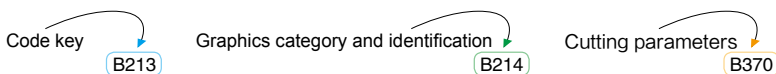
Indexable milling tools

Solid carbide end mills

PM series

▶ Applicable workpiece material table ● Very suitable ○ Suitable

Workpiece material											
Carbon steel	Alloy steel	Pre-hardened steel、Hardened steel				Stainless steel	Cast iron, Nodular cast iron	Copper alloy	Aluminum alloy	Titanium alloy	Heat resistant alloy
		~40HRC	~50HRC	~55HRC	~68HRC						
○	○	○	○	○	○	○	○	○	○	○	




B MILLING Solid Carbide End Mills

High-performance general milling PM series

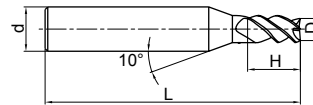
3-flute flattened end mills with straight shank and long cutting edge



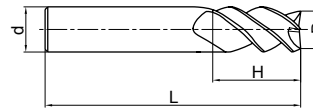
PM-3EL-H



Corner protection

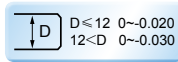
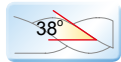


Picture 1



Picture 2

● PM-3E-H series with long shank.



Ordering number	Basic dimension(mm)				Number of teeth Z	Geometry	Stock
	D	d	H	L			
PM-3EL-D3.0-H	3.0	6	12	75	3	Picture 1	○
PM-3EL-D4.0-H	4.0	6	15	75	3	Picture 1	○
PM-3EL-D5.0-H	5.0	6	20	75	3	Picture 1	○
PM-3EL-D6.0-H	6.0	6	20	75	3	Picture 2	○
PM-3EL-D8.0-H	8.0	8	25	100	3	Picture 2	○
PM-3EL-D10.0-H	10.0	10	30	100	3	Picture 2	○
PM-3EL-D12.0-H	12.0	12	35	100	3	Picture 2	○
PM-3EL-D14.0-H	14.0	14	40	100	3	Picture 2	○
PM-3EL-D16.0-H	16.0	16	50	150	3	Picture 2	○
PM-3EL-D20.0-H	20.0	20	55	150	3	Picture 2	○

● Stock available ○ Make-to-order

Indexable milling tools

Solid carbide end mills

PM series

▶▶ Applicable workpiece material table ○ Very suitable ○ Suitable

Workpiece material											
Carbon steel	Alloy steel	Pre-hardened steel, Hardened steel				Stainless steel	Cast iron, Nodular cast iron	Copper alloy	Aluminum alloy	Titanium alloy	Heat resistant alloy
		~40HRC	~50HRC	~55HRC	~68HRC						
○	○	○	○	○		○	○			○	

Code key

B213

Graphics category and identification

B214

Cutting parameters

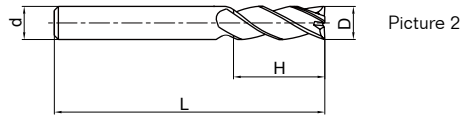
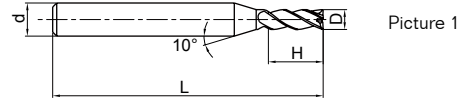

B370

High-performance general milling PM series

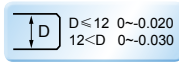
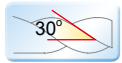
4-flute flattened end mills with straight shank



PM-4E-G



- Very suitable for side milling.
- Wide application.



Ordering number	Basic dimension(mm)				Number of teeth Z	Geometry	Stock
	D	d	H	L			
PM-4E-D1.0S-G	1.0	4	3	50	4	Picture 1	●
PM-4E-D1.5S-G	1.5	4	4	50	4	Picture 1	●
PM-4E-D2.0S-G	2.0	4	6	50	4	Picture 1	●
PM-4E-D2.5S-G	2.5	4	8	50	4	Picture 1	●
PM-4E-D3.0S-G	3.0	4	8	50	4	Picture 1	●
PM-4E-D4.0S-G	4.0	4	11	50	4	Picture 2	●
PM-4E-D1.0-G	1.0	6	3	50	4	Picture 1	●
PM-4E-D1.5-G	1.5	6	4	50	4	Picture 1	●
PM-4E-D2.0-G	2.0	6	6	50	4	Picture 1	●
PM-4E-D2.5-G	2.5	6	8	50	4	Picture 1	●
PM-4E-D3.0-G	3.0	6	8	50	4	Picture 1	●
PM-4E-D3.5-G	3.5	6	10	50	4	Picture 1	●
PM-4E-D4.0-G	4.0	6	11	50	4	Picture 1	●
PM-4E-D4.5-G	4.5	6	11	50	4	Picture 1	●
PM-4E-D5.0-G	5.0	6	13	50	4	Picture 1	●
PM-4E-D5.5-G	5.5	6	16	50	4	Picture 1	●
PM-4E-D6.0-G	6.0	6	16	50	4	Picture 2	●
PM-4E-D7.0-G	7.0	8	20	60	4	Picture 1	●
PM-4E-D8.0-G	8.0	8	20	60	4	Picture 2	●
PM-4E-D9.0-G	9.0	10	22	75	4	Picture 1	●
PM-4E-D10.0-G	10.0	10	25	75	4	Picture 2	●
PM-4E-D11.0-G	11.0	12	26	75	4	Picture 1	●
PM-4E-D12.0-G	12.0	12	30	75	4	Picture 2	●
PM-4E-D14.0-G	14.0	14	32	75	4	Picture 2	●
PM-4E-D16.0-G	16.0	16	45	100	4	Picture 2	●
PM-4E-D18.0-G	18.0	18	45	100	4	Picture 2	●
PM-4E-D20.0-G	20.0	20	45	100	4	Picture 2	●

Applicable workpiece material table

● Stock available ○ Make-to-order

Workpiece material											
Carbon steel	Alloy steel	Pre-hardened steel、Hardened steel				Stainless steel	Cast iron, Nodular cast iron	Copper alloy	Aluminum alloy	Titanium alloy	Heat resistant alloy
		~40HRC	~50HRC	~55HRC	~68HRC						
○	○	○	○	○	○	○	○	○	○	○	

Code key

B213

Graphics category and identification

B214

Cutting parameters

B371-B372

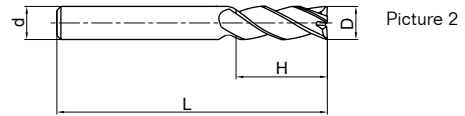
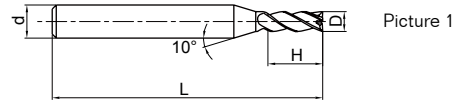

B MILLING Solid Carbide End Mills

High-performance general milling PM series

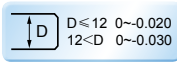
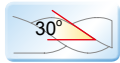
4-flute flattened end mills with straight shank



PM-4F-G



- Very suitable for side milling.
- Wide application.



Ordering number	Basic dimension(mm)				Number of teeth Z	Geometry	Stock
	D	d	H	L			
PM-4F-D1.0S-G	1.0	4	3	50	4	Picture 1	○
PM-4F-D1.5S-G	1.5	4	4	50	4	Picture 1	○
PM-4F-D2.0S-G	2.0	4	6	50	4	Picture 1	○
PM-4F-D2.5S-G	2.5	4	8	50	4	Picture 1	○
PM-4F-D3.0S-G	3.0	4	8	50	4	Picture 1	○
PM-4F-D4.0S-G	4.0	4	11	50	4	Picture 2	○
PM-4F-D1.0-G	1.0	6	3	50	4	Picture 1	○
PM-4F-D1.5-G	1.5	6	4	50	4	Picture 1	○
PM-4F-D2.0-G	2.0	6	6	50	4	Picture 1	○
PM-4F-D2.5-G	2.5	6	8	50	4	Picture 1	○
PM-4F-D3.0-G	3.0	6	8	50	4	Picture 1	○
PM-4F-D3.5-G	3.5	6	10	50	4	Picture 1	○
PM-4F-D4.0-G	4.0	6	11	50	4	Picture 1	○
PM-4F-D4.5-G	4.5	6	11	50	4	Picture 1	○
PM-4F-D5.0-G	5.0	6	13	50	4	Picture 1	○
PM-4F-D5.5-G	5.5	6	16	50	4	Picture 1	○
PM-4F-D6.0-G	6.0	6	16	50	4	Picture 2	○
PM-4F-D7.0-G	7.0	8	20	60	4	Picture 1	○
PM-4F-D8.0-G	8.0	8	20	60	4	Picture 2	○
PM-4F-D9.0-G	9.0	10	22	75	4	Picture 1	○
PM-4F-D10.0-G	10.0	10	25	75	4	Picture 2	○
PM-4F-D11.0-G	11.0	12	26	75	4	Picture 1	○
PM-4F-D12.0-G	12.0	12	30	75	4	Picture 2	○
PM-4F-D14.0-G	14.0	14	32	75	4	Picture 2	○
PM-4F-D16.0-G	16.0	16	45	100	4	Picture 2	○
PM-4F-D18.0-G	18.0	18	45	100	4	Picture 2	○
PM-4F-D20.0-G	20.0	20	45	100	4	Picture 2	○

● Stock available ○ Make-to-order

Applicable workpiece material table

Workpiece material											
Carbon steel	Alloy steel	Pre-hardened steel, Hardened steel				Stainless steel	Cast iron, Nodular cast iron	Copper alloy	Aluminum alloy	Titanium alloy	Heat resistant alloy
		~40HRC	~50HRC	~55HRC	~68HRC						
○	○	○	○	○	○	○	○	○	○	○	

Code key

B213

Graphics category and identification

B214

Cutting parameters

B373-B374

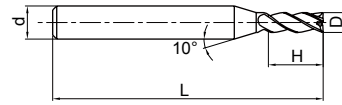
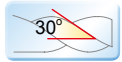
4-flute flattened end mills with straight shank and long cutting edge



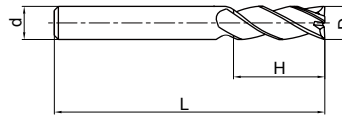
PM-4EL-G



● PM-4E-G series with long cutting edge.



Picture 1



Picture 2

Ordering number	Basic dimension(mm)				Number of teeth Z	Geometry	Stock
	D	d	H	L			
PM-4EL-D3.0-G	3.0	6	12	75	4	Picture 1	○
PM-4EL-D4.0-G	4.0	6	15	75	4	Picture 1	○
PM-4EL-D5.0-G	5.0	6	20	75	4	Picture 1	○
PM-4EL-D6.0-G	6.0	6	20	75	4	Picture 2	○
PM-4EL-D8.0-G	8.0	8	25	100	4	Picture 2	○
PM-4EL-D10.0-G	10.0	10	30	100	4	Picture 2	○
PM-4EL-D12.0-G	12.0	12	35	100	4	Picture 2	○
PM-4EL-D14.0-G	14.0	14	40	100	4	Picture 2	○
PM-4EL-D16.0-G	16.0	16	50	150	4	Picture 2	○
PM-4EL-D20.0-G	20.0	20	55	150	4	Picture 2	○

● Stock available ○ Make-to-order

Indexable milling tools

Solid carbide end mills

PM series

➤ **Applicable workpiece material table** ● Very suitable ○ Suitable

Workpiece material											
Carbon steel	Alloy steel	Pre-hardened steel、Hardened steel				Stainless steel	Cast iron, Nodular cast iron	Copper alloy	Aluminum alloy	Titanium alloy	Heat resistant alloy
		~40HRC	~50HRC	~55HRC	~68HRC						
○	○	○	○	○	○	○	○	○	○	○	

Code key **B213**

Graphics category and identification **B214**

Cutting parameters **B371-B372**

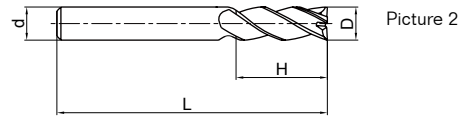
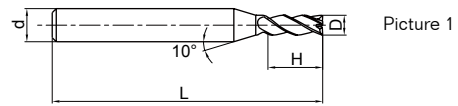
B MILLING Solid Carbide End Mills

High-performance general milling PM series

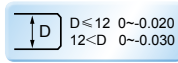
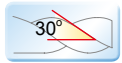
4-flute flattened end mills with straight shank and long cutting edge



PM-4FL-G



● PM-4F-G series with long cutting edge.



Ordering number	Basic dimension(mm)				Number of teeth Z	Geometry	Stock
	D	d	H	L			
PM-4FL-D3.0-G	3.0	6	12	75	4	Picture 1	○
PM-4FL-D4.0-G	4.0	6	15	75	4	Picture 1	○
PM-4FL-D5.0-G	5.0	6	20	75	4	Picture 1	○
PM-4FL-D6.0-G	6.0	6	20	75	4	Picture 2	○
PM-4FL-D8.0-G	8.0	8	25	100	4	Picture 2	○
PM-4FL-D10.0-G	10.0	10	30	100	4	Picture 2	○
PM-4FL-D12.0-G	12.0	12	35	100	4	Picture 2	○
PM-4FL-D14.0-G	14.0	14	40	100	4	Picture 2	○
PM-4FL-D16.0-G	16.0	16	50	150	4	Picture 2	○
PM-4FL-D20.0-G	20.0	20	55	150	4	Picture 2	○

● Stock available ○ Make-to-order

Indexable milling tools

Solid carbide end mills

PM series

Applicable workpiece material table ○Very suitable ○Suitable

Workpiece material											
Carbon steel	Alloy steel	Pre-hardened steel、Hardened steel				Stainless steel	Cast iron, Nodular cast iron	Copper alloy	Aluminum alloy	Titanium alloy	Heat resistant alloy
		~40HRC	~50HRC	~55HRC	~68HRC						
○	○	○	○	○		○	○			○	

Code key

B213

Graphics category and identification

B214

Cutting parameters

B373-B374

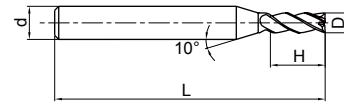
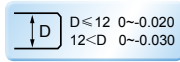
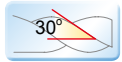
4-flute flattened end mills with straight shank and extra long cutting edge



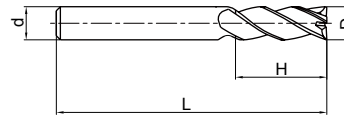
PM-4EX-G



- Extra long cutting edge, for deep side wall machining.



Picture 1



Picture 2

Ordering number	Basic dimension(mm)				Number of teeth Z	Geometry	Stock
	D	d	H	L			
PM-4EX-D3.0-G	3.0	6	20	75	4	Picture 1	○
PM-4EX-D4.0-G	4.0	6	25	75	4	Picture 1	○
PM-4EX-D5.0-G	5.0	6	30	75	4	Picture 1	○
PM-4EX-D6.0-G	6.0	6	30	75	4	Picture 2	○
PM-4EX-D8.0-G	8.0	8	40	100	4	Picture 2	○
PM-4EX-D10.0-G	10.0	10	50	110	4	Picture 2	○
PM-4EX-D12.0-G	12.0	12	50	110	4	Picture 2	○
PM-4EX-D16.0-G	16.0	16	70	150	4	Picture 2	○
PM-4EX-D20.0-G	20.0	20	75	150	4	Picture 2	○

● Stock available ○ Make-to-order

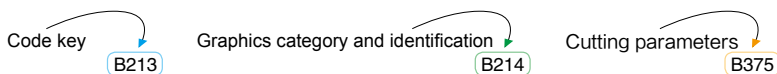
Indexable milling tools

Solid carbide end mills

PM series

▶ Applicable workpiece material table ○ Very suitable ○ Suitable

Workpiece material											
Carbon steel	Alloy steel	Pre-hardened steel、Hardened steel				Stainless steel	Cast iron, Nodular cast iron	Copper alloy	Aluminum alloy	Titanium alloy	Heat resistant alloy
		~40HRC	~50HRC	~55HRC	~68HRC						
○	○	○	○	○	○	○	○	○	○	○	




B MILLING Solid Carbide End Mills

High-performance general milling PM series

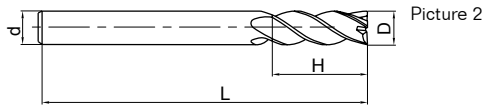
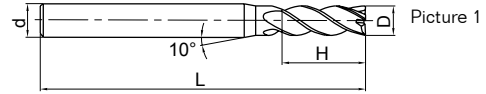
4-flute flattened end mills with straight shank



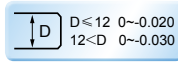
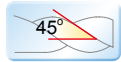
PM-4E



Corner protection



- Very suitable for side milling and shallow slot machining.
- Wide application.



Ordering number	Basic dimension(mm)				Number of teeth Z	Geometry	Stock
	D	d	H	L			
PM-4E-D1.0S	1.0	4	3	50	4	Picture 1	○
PM-4E-D1.5S	1.5	4	4	50	4	Picture 1	○
PM-4E-D2.0S	2.0	4	6	50	4	Picture 1	○
PM-4E-D2.5S	2.5	4	8	50	4	Picture 1	○
PM-4E-D3.0S	3.0	4	8	50	4	Picture 1	○
PM-4E-D4.0S	4.0	4	11	50	4	Picture 2	○
PM-4E-D1.0	1.0	6	3	50	4	Picture 1	○
PM-4E-D1.5	1.5	6	4	50	4	Picture 1	○
PM-4E-D2.0	2.0	6	6	50	4	Picture 1	○
PM-4E-D2.5	2.5	6	8	50	4	Picture 1	○
PM-4E-D3.0	3.0	6	8	50	4	Picture 1	○
PM-4E-D3.5	3.5	6	10	50	4	Picture 1	○
PM-4E-D4.0	4.0	6	11	50	4	Picture 1	○
PM-4E-D4.5	4.5	6	11	50	4	Picture 1	○
PM-4E-D5.0	5.0	6	13	50	4	Picture 1	○
PM-4E-D5.5	5.5	6	16	50	4	Picture 1	○
PM-4E-D6.0	6.0	6	16	50	4	Picture 2	○
PM-4E-D7.0	7.0	8	20	60	4	Picture 1	○
PM-4E-D8.0	8.0	8	20	60	4	Picture 2	○
PM-4E-D9.0	9.0	10	22	75	4	Picture 1	○
PM-4E-D10.0	10.0	10	25	75	4	Picture 2	○
PM-4E-D11.0	11.0	12	26	75	4	Picture 1	○
PM-4E-D12.0	12.0	12	30	75	4	Picture 2	○
PM-4E-D14.0	14.0	14	32	75	4	Picture 2	○
PM-4E-D16.0	16.0	16	45	100	4	Picture 2	○
PM-4E-D18.0	18.0	18	45	100	4	Picture 2	○
PM-4E-D20.0	20.0	20	45	100	4	Picture 2	○

● Stock available ○ Make-to-order

Applicable workpiece material table

Workpiece material											
Carbon steel	Alloy steel	Pre-hardened steel, Hardened steel				Stainless steel	Cast iron, Nodular cast iron	Copper alloy	Aluminum alloy	Titanium alloy	Heat resistant alloy
		~40HRC	~50HRC	~55HRC	~68HRC						
○	○	○	○	○	○	○	○	○	○	○	

Code key

B213

Graphics category and identification

B214


Cutting parameters

B376-B377

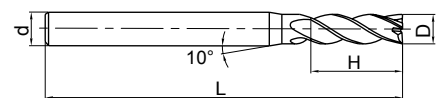
4-flute flattened end mills with straight shank and long cutting edge



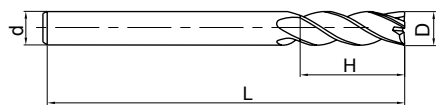
PM-4EL



Corner protection

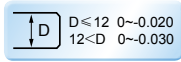
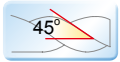


Picture 1



Picture 2

● PM-4E series with long cutting edge.



Ordering number	Basic dimension(mm)				Number of teeth Z	Geometry	Stock
	D	d	H	L			
PM-4EL-D3.0	3.0	6	12	75	4	Picture 1	○
PM-4EL-D4.0	4.0	6	15	75	4	Picture 1	○
PM-4EL-D5.0	5.0	6	20	75	4	Picture 1	○
PM-4EL-D6.0	6.0	6	20	75	4	Picture 2	○
PM-4EL-D8.0	8.0	8	25	100	4	Picture 2	○
PM-4EL-D10.0	10.0	10	30	100	4	Picture 2	○
PM-4EL-D12.0	12.0	12	35	100	4	Picture 2	○
PM-4EL-D14.0	14.0	14	40	100	4	Picture 2	○
PM-4EL-D16.0	16.0	16	50	150	4	Picture 2	○
PM-4EL-D20.0	20.0	20	55	150	4	Picture 2	○

● Stock available ○ Make-to-order

Indexable milling tools

Solid carbide end mills

PM series

▶ Applicable workpiece material table ○Very suitable ○Suitable

Workpiece material											
Carbon steel	Alloy steel	Pre-hardened steel、Hardened steel				Stainless steel	Cast iron, Nodular cast iron	Copper alloy	Aluminum alloy	Titanium alloy	Heat resistant alloy
		~40HRC	~50HRC	~55HRC	~68HRC						
○	○	○	○	○	○	○	○	○	○	○	

Code key B213

Graphics category and identification B214

Cutting parameters B376-B377

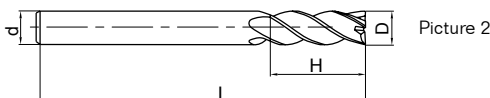
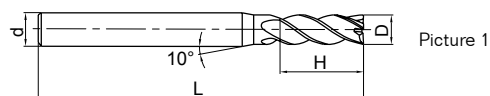
B MILLING Solid Carbide End Mills

High-performance general milling PM series

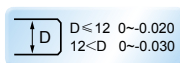
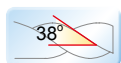
4-flute flattened end mills with straight shank



PM-4E-H



- Most suitable for slot milling. ● Wide application.



Ordering number	Basic dimension(mm)				Number of teeth Z	Geometry	Stock
	D	d	H	L			
PM-4E-D3.0S-H	3.0	4	8	50	4	Picture 1	○
PM-4E-D4.0S-H	4.0	4	11	50	4	Picture 2	○
PM-4E-D3.0-H	3.0	6	8	50	4	Picture 1	○
PM-4E-D3.5-H	3.5	6	10	50	4	Picture 1	○
PM-4E-D4.0-H	4.0	6	11	50	4	Picture 1	○
PM-4E-D4.5-H	4.5	6	11	50	4	Picture 1	○
PM-4E-D5.0-H	5.0	6	13	50	4	Picture 1	○
PM-4E-D5.5-H	5.5	6	16	50	4	Picture 1	○
PM-4E-D6.0-H	6.0	6	16	50	4	Picture 2	○
PM-4E-D7.0-H	7.0	8	20	60	4	Picture 1	○
PM-4E-D8.0-H	8.0	8	20	60	4	Picture 2	○
PM-4E-D9.0-H	9.0	10	22	75	4	Picture 1	○
PM-4E-D10.0-H	10.0	10	25	75	4	Picture 2	○
PM-4E-D11.0-H	11.0	12	26	75	4	Picture 1	○
PM-4E-D12.0-H	12.0	12	30	75	4	Picture 2	○
PM-4E-D14.0-H	14.0	14	32	75	4	Picture 2	○
PM-4E-D16.0-H	16.0	16	45	100	4	Picture 2	○
PM-4E-D18.0-H	18.0	18	45	100	4	Picture 2	○
PM-4E-D20.0-H	20.0	20	45	100	4	Picture 2	○

● Stock available ○ Make-to-order

▶ Applicable workpiece material table ● Very suitable ○ Suitable

Workpiece material											
Carbon steel	Alloy steel	Pre-hardened steel, Hardened steel				Stainless steel	Cast iron, Nodular cast iron	Copper alloy	Aluminum alloy	Titanium alloy	Heat resistant alloy
		~40HRC	~50HRC	~55HRC	~68HRC						
○	○	○	○	○	○	○	○	○	○	○	

Code key

B213

Graphics category and identification

B214

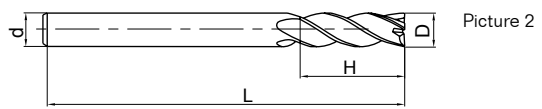
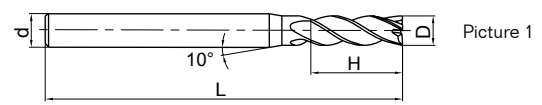

Cutting parameters

B376-B377

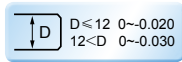
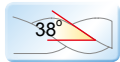
4-flute flattened end mills with straight shank and long cutting edge



PM-4EL-H



● PM-4E-H series with long shank.



Ordering number	Basic dimension(mm)				Number of teeth Z	Geometry	Stock
	D	d	H	L			
PM-4EL-D3.0-H	3.0	6	12	75	4	Picture 1	○
PM-4EL-D4.0-H	4.0	6	15	75	4	Picture 1	○
PM-4EL-D5.0-H	5.0	6	20	75	4	Picture 1	○
PM-4EL-D6.0-H	6.0	6	20	75	4	Picture 2	○
PM-4EL-D8.0-H	8.0	8	25	100	4	Picture 2	○
PM-4EL-D10.0-H	10.0	10	30	100	4	Picture 2	○
PM-4EL-D12.0-H	12.0	12	35	100	4	Picture 2	○
PM-4EL-D14.0-H	14.0	14	40	100	4	Picture 2	○
PM-4EL-D16.0-H	16.0	16	50	150	4	Picture 2	○
PM-4EL-D20.0-H	20.0	20	55	150	4	Picture 2	○

● Stock available ○ Make-to-order

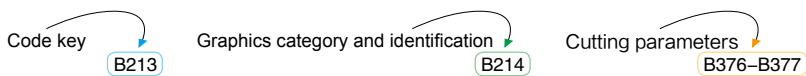
Indexable milling tools

Solid carbide end mills

PM series

➤ **Applicable workpiece material table** ● Very suitable ○ Suitable

Workpiece material											
Carbon steel	Alloy steel	Pre-hardened steel, Hardened steel				Stainless steel	Cast iron, Nodular cast iron	Copper alloy	Aluminum alloy	Titanium alloy	Heat resistant alloy
		~40HRC	~50HRC	~55HRC	~68HRC						
○	○	○	○	○		○	○			○	




B MILLING Solid Carbide End Mills

High-performance general milling PM series

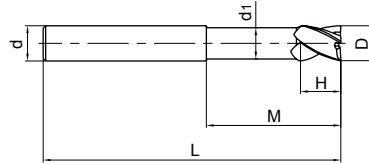
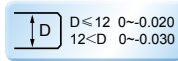
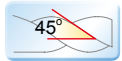
4-flute flattened end mills with straight shank, long neck and short cutting edge



PM-4EFP



● High-rigidity short cutting edge, suitable for heavy cutting and also deep cavity milling.



Ordering number	Basic dimension(mm)						Number of teeth Z	Stock
	D	d	H	M	d ₁	L		
PM-4EFP-D6.0	6.0	6	9	30	5.8	75	4	○
PM-4EFP-D8.0	8.0	8	12	40	7.8	100	4	○
PM-4EFP-D10.0	10.0	10	15	50	9.6	100	4	○
PM-4EFP-D12.0	12.0	12	18	50	11.5	100	4	○
PM-4EFP-D16.0	16.0	16	24	50	15.5	150	4	○
PM-4EFP-D20.0	20.0	20	30	60	19.5	150	4	○

● Stock available ○ Make-to-order

Indexable milling tools

Solid carbide end mills

PM series

Applicable workpiece material table ○Very suitable ○Suitable

Workpiece material											
Carbon steel	Alloy steel	Pre-hardened steel, Hardened steel				Stainless steel	Cast iron, Nodular cast iron	Copper alloy	Aluminum alloy	Titanium alloy	Heat resistant alloy
		~40HRC	~50HRC	~55HRC	~68HRC						
○	○	○	○	○		○	○			○	○

Code key

B213

Graphics category and identification

B214

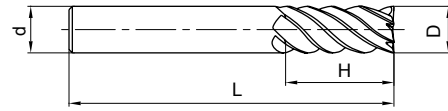

Cutting parameters

B378-B379

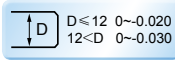
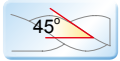
6-flute flattened end mills with straight shank



PM-6E



- Perfect rigidity, very suitable for side finish machining.
- High speed, high feed rate machining applicable.



Ordering number	Basic dimension(mm)				Number of teeth Z	Stock
	D	d	H	L		
PM-6E-D6.0	6.0	6	18	60	6	○
PM-6E-D8.0	8.0	8	20	60	6	○
PM-6E-D10.0	10.0	10	30	75	6	○
PM-6E-D12.0	12.0	12	32	75	6	○
PM-6E-D16.0	16.0	16	40	100	6	○
PM-6E-D20.0	20.0	20	45	100	6	○

● Stock available ○ Make-to-order

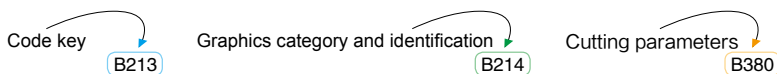
Indexable milling tools

Solid carbide end mills

PM series

▶ Applicable workpiece material table ● Very suitable ○ Suitable

Workpiece material											
Carbon steel	Alloy steel	Pre-hardened steel、Hardened steel				Stainless steel	Cast iron, Nodular cast iron	Copper alloy	Aluminum alloy	Titanium alloy	Heat resistant alloy
		~40HRC	~50HRC	~55HRC	~68HRC						
●	●	●	●	●	○	●			○	○	



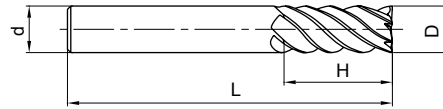

B MILLING Solid Carbide End Mills

High-performance general milling PM series

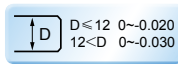
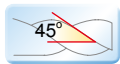
6-flute flattened end mills with straight shank and long cutting edge



PM-6EL



- PM-6E series with long cutting edge.



Ordering number	Basic dimension(mm)				Number of teeth Z	Stock
	D	d	H	L		
PM-6EL-D6.0	6.0	6	24	75	6	○
PM-6EL-D8.0	8.0	8	32	75	6	○
PM-6EL-D10.0	10.0	10	40	100	6	○
PM-6EL-D12.0	12.0	12	45	100	6	○
PM-6EL-D16.0	16.0	16	64	150	6	○
PM-6EL-D20.0	20.0	20	75	150	6	○

● Stock available ○ Make-to-order

Indexable
milling tools

Solid carbide
end mills

PM series

Applicable workpiece material table ○Very suitable ○Suitable

Workpiece material											
Carbon steel	Alloy steel	Pre-hardened steel、Hardened steel				Stainless steel	Cast iron, Nodular cast iron	Copper alloy	Aluminum alloy	Titanium alloy	Heat resistant alloy
		~40HRC	~50HRC	~55HRC	~68HRC						
○	○	○	○	○		○	○			○	○

Code key

B213

Graphics category and identification

B214

Cutting parameters

B381

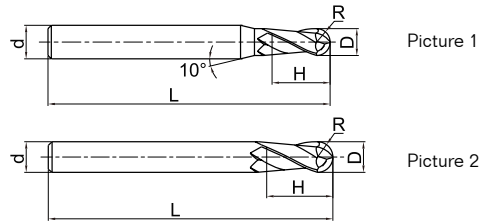


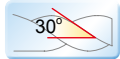
2-flute ball nose end mills with straight shank



PM-2B



- For profile milling, high speed machining applicable.
- Wide application.



Ordering number	Basic dimension(mm)					Number of teeth Z	Geometry	Stock
	D	R	d	H	L			
PM-2B-R0.5S	1.0	0.5	4	2	50	2	Picture 1	●
PM-2B-R0.75S	1.5	0.75	4	3	50	2	Picture 1	●
PM-2B-R1.0S	2.0	1.0	4	4	50	2	Picture 1	●
PM-2B-R1.25S	2.5	1.25	4	5	50	2	Picture 1	●
PM-2B-R1.5S	3.0	1.5	4	6	50	2	Picture 1	●
PM-2B-R2.0S	4.0	2.0	4	8	50	2	Picture 2	●
PM-2B-R0.5	1.0	0.5	6	2	50	2	Picture 1	●
PM-2B-R0.75	1.5	0.75	6	3	50	2	Picture 1	●
PM-2B-R1.0	2.0	1.0	6	4	50	2	Picture 1	●
PM-2B-R1.25	2.5	1.25	6	5	50	2	Picture 1	●
PM-2B-R1.5	3.0	1.5	6	6	50	2	Picture 1	●
PM-2B-R1.75	3.5	1.75	6	8	50	2	Picture 1	●
PM-2B-R2.0	4.0	2.0	6	8	50	2	Picture 1	●
PM-2B-R2.5	5.0	2.5	6	10	50	2	Picture 1	●
PM-2B-R2.75	5.5	2.75	6	12	50	2	Picture 1	●
PM-2B-R3.0	6.0	3.0	6	12	50	2	Picture 2	●
PM-2B-R3.5	7.0	3.5	8	14	60	2	Picture 1	●
PM-2B-R4.0	8.0	4.0	8	16	60	2	Picture 2	●
PM-2B-R4.5	9.0	4.5	10	18	75	2	Picture 1	●
PM-2B-R5.0	10.0	5.0	10	20	75	2	Picture 2	●
PM-2B-R6.0	12.0	6.0	12	24	75	2	Picture 2	●
PM-2B-R7.0	14.0	7.0	14	28	75	2	Picture 2	●
PM-2B-R8.0	16.0	8.0	16	32	100	2	Picture 2	●
PM-2B-R10.0	20.0	10.0	20	40	100	2	Picture 2	●

● Stock available ○ Make-to-order

Applicable workpiece material table ○Very suitable ○Suitable

Workpiece material											
Carbon steel	Alloy steel	Pre-hardened steel、Hardened steel				Stainless steel	Cast iron, Nodular cast iron	Copper alloy	Aluminum alloy	Titanium alloy	Heat resistant alloy
		~40HRC	~50HRC	~55HRC	~68HRC						
○	○	○	○	○		○	○			○	○

Code key

B213

Graphics category and identification

B214

Cutting parameters

B382-B383

Indexable milling tools

Solid carbide end mills

PM series

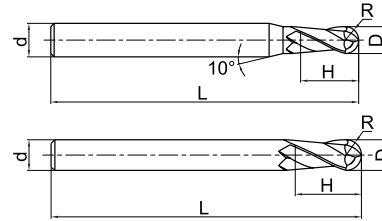
B MILLING Solid Carbide End Mills

High-performance general milling PM series

2-flute ball nose end mills with straight shank

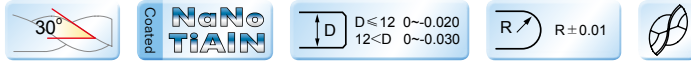


PM-2BL



Picture 1
Picture 2

● PM-2B series with long shank.



Ordering number	Basic dimension(mm)					Number of teeth Z	Geometry	Stock
	D	R	d	H	L			
PM-2BL-R1.0	2.0	1.0	6	4	75	2	Picture 1	○
PM-2BL-R1.25	2.5	1.25	6	5	75	2	Picture 1	○
PM-2BL-R1.5	3.0	1.5	6	6	75	2	Picture 1	○
PM-2BL-R1.75	3.5	1.75	6	8	75	2	Picture 1	○
PM-2BL-R2.0	4.0	2.0	6	8	75	2	Picture 1	○
PM-2BL-R2.5	5.0	2.5	6	10	75	2	Picture 1	○
PM-2BL-R2.75	5.5	2.75	6	12	75	2	Picture 1	○
PM-2BL-R3.0	6.0	3.0	6	12	75	2	Picture 2	○
PM-2BL-R3.5	7.0	3.5	8	14	75	2	Picture 1	○
PM-2BL-R4.0	8.0	4.0	8	16	100	2	Picture 2	○
PM-2BL-R4.5	9.0	4.5	10	18	100	2	Picture 1	○
PM-2BL-R5.0	10.0	5.0	10	20	100	2	Picture 2	○
PM-2BL-R6.0	12.0	6.0	12	24	100	2	Picture 2	○
PM-2BL-R7.0	14.0	7.0	14	28	100	2	Picture 2	○
PM-2BL-R8.0	16.0	8.0	16	32	150	2	Picture 2	○
PM-2BL-R10.0	20.0	10.0	20	40	150	2	Picture 2	○

● Stock available ○ Make-to-order


Indexable milling tools

Solid carbide end mills

PM series

▶ Applicable workpiece material table ○Very suitable ○Suitable

Workpiece material											
Carbon steel	Alloy steel	Pre-hardened steel、Hardened steel				Stainless steel	Cast iron, Nodular cast iron	Copper alloy	Aluminum alloy	Titanium alloy	Heat resistant alloy
		~40HRC	~50HRC	~55HRC	~68HRC						
○	○	○	○	○	○	○				○	○



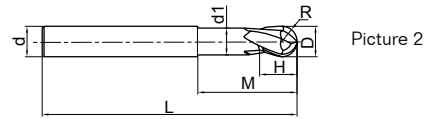
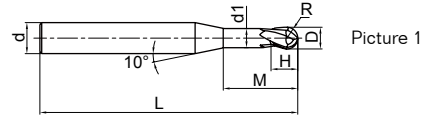

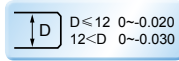
2-flute ball nose end mills with straight shank, long neck and short cutting edge



PM-2BFP



- High-rigidity short cutting edge, suitable for heavy cutting.



Ordering number	Basic dimension(mm)							Number of teeth Z	Geometry	Stock
	D	R	H	d ₁	M	d	L			
PM-2BFP-R0.5	1.0	0.5	1	0.95	2.5	6	75	2	Picture 1	○
PM-2BFP-R0.75	1.5	0.75	1.5	1.45	3	6	75	2	Picture 1	○
PM-2BFP-R1.0	2.0	1.0	2	1.95	4	6	75	2	Picture 1	○
PM-2BFP-R1.5	3.0	1.5	3	2.85	6	6	75	2	Picture 1	○
PM-2BFP-R2.0	4.0	2.0	4	3.85	8	6	75	2	Picture 1	○
PM-2BFP-R2.5	5.0	2.5	5	4.85	10	6	75	2	Picture 1	○
PM-2BFP-R3.0	6.0	3.0	6	5.8	12	6	75	2	Picture 2	○
PM-2BFP-R4.0	8.0	4.0	8	7.8	16	8	100	2	Picture 2	○
PM-2BFP-R5.0	10.0	5.0	10	9.6	20	10	100	2	Picture 2	○
PM-2BFP-R6.0	12.0	6.0	12	11.5	24	12	100	2	Picture 2	○
PM-2BFP-R8.0	16.0	8.0	16	15.5	32	16	150	2	Picture 2	○
PM-2BFP-R10.0	20.0	10.0	20	19.5	40	20	150	2	Picture 2	○

● Stock available ○ Make-to-order

Indexable milling tools

Solid carbide end mills

PM series

▶ Applicable workpiece material table ●Very suitable ○Suitable

Workpiece material											
Carbon steel	Alloy steel	Pre-hardened steel、Hardened steel				Stainless steel	Cast iron, Nodular cast iron	Copper alloy	Aluminum alloy	Titanium alloy	Heat resistant alloy
		~40HRC	~50HRC	~55HRC	~68HRC						
●	●	●	●	●		○	●			○	○

Code key B213

Graphics category and identification B214

Cutting parameters B382-B383

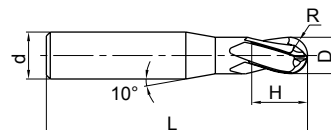
B MILLING Solid Carbide End Mills

High-performance general milling PM series

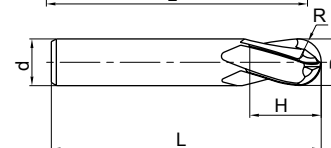
4-flute ball nose end mills with straight shank



PM-4B

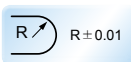
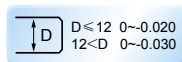
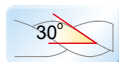


Picture 1



Picture 2

● 4-flute ball nose end mill can operate with higher feed speed and machining efficiency, extending tool life in machining high-hardness workpiece.



Ordering number	Basic dimension(mm)					Number of teeth Z	Geometry	Stock
	D	R	d	H	L			
PM-4B-R1.5	3.0	1.5	6	6	50	4	Picture 1	○
PM-4B-R2.0	4.0	2.0	6	8	50	4	Picture 1	○
PM-4B-R2.5	5.0	2.5	6	10	50	4	Picture 1	○
PM-4B-R3.0	6.0	3.0	6	12	50	4	Picture 2	○
PM-4B-R4.0	8.0	4.0	8	16	60	4	Picture 2	○
PM-4B-R5.0	10.0	5.0	10	20	75	4	Picture 2	○
PM-4B-R6.0	12.0	6.0	12	24	75	4	Picture 2	○
PM-4B-R7.0	14.0	7.0	14	28	75	4	Picture 2	○
PM-4B-R8.0	16.0	8.0	16	32	100	4	Picture 2	○
PM-4B-R9.0	18.0	9.0	18	36	100	4	Picture 2	○
PM-4B-R10.0	20.0	10.0	20	40	100	4	Picture 2	○

● Stock available ○ Make-to-order

Indexable milling tools

Solid carbide end mills

PM series

▶ Applicable workpiece material table ○Very suitable ○Suitable

Workpiece material											
Carbon steel	Alloy steel	Pre-hardened steel、Hardened steel				Stainless steel	Cast iron, Nodular cast iron	Copper alloy	Aluminum alloy	Titanium alloy	Heat resistant alloy
		~40HRC	~50HRC	~55HRC	~68HRC						
○	○	○	○	○		○	○			○	

Code key

B213

Graphics category and identification

B214

Cutting parameters

B384

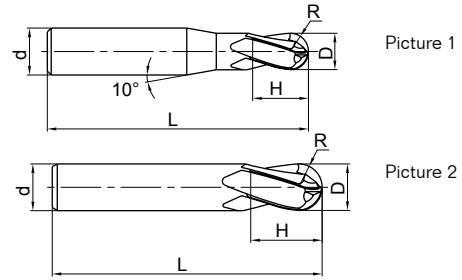

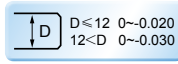
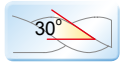
4-flute ball nose end mills with straight and long shank



PM-4BL



● PM-4B series with long shank.



Ordering number	Basic dimension(mm)					Number of teeth Z	Geometry	Stock
	D	R	d	H	L			
PM-4BL-R1.5	3.0	1.5	6	6	75	4	Picture 1	○
PM-4BL-R2.0	4.0	2.0	6	8	75	4	Picture 1	○
PM-4BL-R2.5	5.0	2.5	6	10	75	4	Picture 1	○
PM-4BL-R3.0	6.0	3.0	6	12	75	4	Picture 2	○
PM-4BL-R4.0	8.0	4.0	8	16	100	4	Picture 2	○
PM-4BL-R5.0	10.0	5.0	10	20	100	4	Picture 2	○
PM-4BL-R6.0	12.0	6.0	12	24	100	4	Picture 2	○
PM-4BL-R7.0	14.0	7.0	14	28	100	4	Picture 2	○
PM-4BL-R8.0	16.0	8.0	16	32	150	4	Picture 2	○
PM-4BL-R9.0	18.0	9.0	18	36	150	4	Picture 2	○
PM-4BL-R10.0	20.0	10.0	20	40	150	4	Picture 2	○

● Stock available ○ Make-to-order

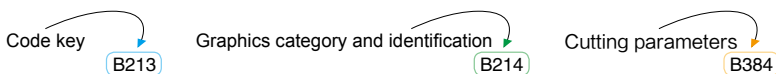
Indexable milling tools

Solid carbide end mills

PM series

➤ Applicable workpiece material table ○Very suitable ○Suitable

Workpiece material											
Carbon steel	Alloy steel	Pre-hardened steel、Hardened steel				Stainless steel	Cast iron, Nodular cast iron	Copper alloy	Aluminum alloy	Titanium alloy	Heat resistant alloy
		~40HRC	~50HRC	~55HRC	~68HRC						
○	○	○	○	○		○	○			○	○



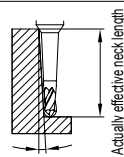
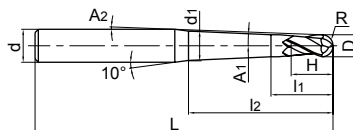
B MILLING Solid Carbide End Mills

High-performance general milling PM series

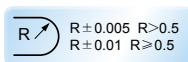
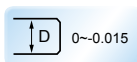
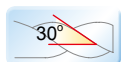
2-flute ball nose end mills with taper neck



PM-2BC



● High-rigidity taper neck structure.



Degree of workpiece declining

Ordering number	Basic dimension(mm)										Number of teeth Z	Degree of workpiece declining corresponding actually effective neck length				Stock	
	D	R	A ₁	H	l ₂	l ₁	A ₂	d ₁	L	d		0.5°	1°	2°	3°		
	PM-2BC05-R0.25-M03	0.5	0.25	0.5°	0.5	3	1.5	7.8°	0.49	50		4	2	3.3	3.5		3.9
PM-2BC05-R0.25-M05	5					6.8°		0.53	2		5.3		5.6	6.2	7.1	○	
PM-2BC10-R0.25-M03	1.0°			3		7.8°		0.52	2		-		3.4	3.8	4.3	○	
PM-2BC10-R0.25-M05				5		6.9°		0.59	2		-		5.4	6.0	6.8	○	
PM-2BC15-R0.25-M03	1.5°			3		7.9°		0.54	2		-		-	3.7	4.1	○	
PM-2BC15-R0.25-M05				5		7.0°		0.65	2		-		-	5.8	6.6	○	
PM-2BC05-R0.30-M05	0.6	0.30	0.5°	0.6	5	1.6	6.8°	0.62	50	4	2	5.3	5.6	6.2	7.1	○	
PM-2BC05-R0.30-M08					8		5.7°	0.68			2	8.3	8.7	9.8	11.1	○	
PM-2BC10-R0.30-M05			1.0°		5		6.8°	0.68			2	-	5.4	6.0	6.8	○	
PM-2BC10-R0.30-M08					8		5.8°	0.79			2	-	8.4	9.4	10.7	○	
PM-2BC10-R0.30-M10			1.5°		10		5.2°	0.86			2	-	10.4	11.6	13.2	○	
PM-2BC10-R0.30-M12					12		4.8°	0.93			2	-	12.4	13.9	15.8	○	
PM-2BC10-R0.30-M15	1.5°	15	4.2°	1.03	2	-	15.4	17.2	19.6	○							
PM-2BC15-R0.30-M05		5	6.9°	0.74	2	-	-	5.8	6.6	○							
PM-2BC15-R0.30-M08	0.8	0.40	0.5°	0.8	8	1.8	5.5°	0.87	50	4	2	8.3	8.7	9.8	11.1	○	
PM-2BC05-R0.40-M12					12		4.5°	0.94			60	2	12.3	13.0	14.5	16.5	○
PM-2BC10-R0.40-M08			1.0°		8		5.6°	0.98			50	2	-	8.4	9.4	10.7	○
PM-2BC10-R0.40-M12					12		4.6°	1.12			60	2	-	12.4	13.9	15.8	○
PM-2BC15-R0.40-M08			1.5°		8		5.8°	1.09			50	2	-	-	9.0	10.2	○
PM-2BC15-R0.40-M12					12		4.8°	1.30			60	2	-	-	13.2	15.0	○

● Stock available ○ Make-to-order

▶ Applicable workpiece material table ○Very suitable ○Suitable

Workpiece material											
Carbon steel	Alloy steel	Pre-hardened steel、Hardened steel				Stainless steel	Cast iron, Nodular cast iron	Copper alloy	Aluminum alloy	Titanium alloy	Heat resistant alloy
		~40HRC	~50HRC	~55HRC	~68HRC						
○	○	○	○	○		○	○			○	○

Code key

B213

Graphics category and identification

B214

Cutting parameters

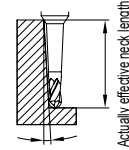
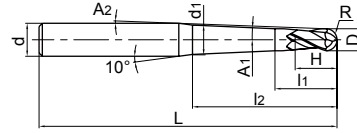
B386-B387

2-flute ball nose end mills with taper neck

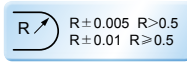
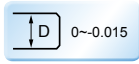
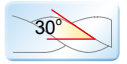


Deep ball nose slot

PM-2BC



- High-rigidity taper neck structure.



Ordering number	Basic dimension(mm)										Number of teeth Z	Degree of workpiece declining corresponding actually effective neck length				Stock
	D	R	A1	H	l2	l1	A2	d1	L	d		0.5°	1°	2°	3°	
PM-2BC05-R0.50-M10	1.0	0.50	0.5°	1.0	10	2.5	6.1°	1.08	60	6	2	10.4	10.9	12.2	13.9	○
PM-2BC05-R0.50-M15					15		5.1°	1.16	60		2	15.4	16.2	18.2	20.7	○
PM-2BC05-R0.50-M20					20		4.4°	1.25	70		2	20.4	21.5	24.1	27.4	○
PM-2BC05-R0.50-M25					25		3.8°	1.34	70		2	25.4	26.8	30.0	34.2	○
PM-2BC05-R0.50-M30					30		3.4°	1.42	70		2	30.4	32.0	35.9	41.0	○
PM-2BC10-R0.50-M10					10		6.2°	1.21	60		2	-	10.5	11.8	13.4	○
PM-2BC10-R0.50-M15			15		5.2°		1.38	60	2		-	15.5	17.4	19.8	○	
PM-2BC10-R0.50-M20			20		4.5°		1.56	70	2		-	20.5	23.0	26.2	○	
PM-2BC10-R0.50-M25			25		3.9°		1.73	70	2		-	25.5	28.6	32.6	○	
PM-2BC10-R0.50-M30			30		3.5°		1.91	70	2		-	30.5	34.2	39.0	○	
PM-2BC10-R0.50-M35			35		3.2°		2.08	80	2		-	35.5	39.8	45.4	○	
PM-2BC15-R0.50-M10			10		6.3°		1.34	60	2		-	-	11.3	12.8	○	
PM-2BC15-R0.50-M15			15		5.3°		1.60	60	2		-	-	16.6	18.9	○	
PM-2BC15-R0.50-M20			20		4.6°		1.86	70	2		-	-	21.9	24.9	○	
PM-2BC20-R0.50-M15			15		5.4°		1.82	60	2		-	-	15.8	18.0	○	
PM-2BC20-R0.50-M20			20		4.7°		2.17	70	2		-	-	20.8	23.7	○	
PM-2BC30-R0.50-M20			20		5.0°		2.78	70	2		-	-	-	21.2	○	
PM-2BC50-R0.50-M20			20		5.7°		4.01	70	2		-	-	-	-	○	
PM-2BC05-R0.60-M12	1.2	0.60	0.5°	1.2	12	2.7	5.6°	1.31	60	6	2	12.4	13.1	14.6	16.6	○
PM-2BC05-R0.60-M24					24		3.8°	1.52	70		2	24.4	25.7	28.8	32.8	○
PM-2BC10-R0.60-M12					12		5.7°	1.47	60		2	-	12.5	14.0	15.9	○
PM-2BC10-R0.60-M24					24		3.9°	1.89	70		2	-	24.5	27.5	31.3	○
PM-2BC15-R0.60-M12					12		5.8°	1.63	60		2	-	-	13.4	15.2	○
PM-2BC15-R0.60-M24					24		4.1°	2.26	70		2	-	-	26.2	29.8	○

● Stock available ○ Make-to-order

Applicable workpiece material table

● Very suitable ○ Suitable

Workpiece material											
Carbon steel	Alloy steel	Pre-hardened steel、Hardened steel				Stainless steel	Cast iron, Nodular cast iron	Copper alloy	Aluminum alloy	Titanium alloy	Heat resistant alloy
		~40HRC	~50HRC	~55HRC	~68HRC						
○	○	○	○	○		○	○			○	○

Code key

B213

Graphics category and identification

B214

Cutting parameters

B386-B387

B MILLING Solid Carbide End Mills

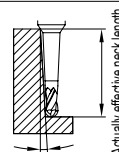
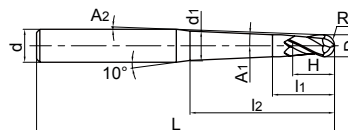
High-performance general milling PM series



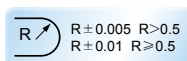
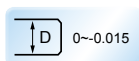
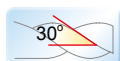
Deep ball nose slot

2-flute ball nose end mills with taper neck

PM-2BC



- High-rigidity taper neck structure.



Degree of workpiece declining

Ordering number	Basic dimension(mm)										Number of teeth Z	Degree of workpiece declining corresponding actually effective neck length				Stock						
	D	R	A1	H	l2	l1	A2	d1	L	d		0.5°	1°	2°	3°							
PM-2BC05-R0.75-M10	1.5	0.75	0.5°	1.5	10	3	5.9°	1.57	60	6	2	10.4	10.9	12.2	13.8	○						
PM-2BC05-R0.75-M15					15		4.9°	1.65	60			15.4	16.2	18.1	20.6	○						
PM-2BC05-R0.75-M30					30		3.2°	1.92	70			30.4	32.0	35.9	40.9	○						
PM-2BC10-R0.75-M10					10		6.0°	1.69	60			-	10.5	11.8	13.3	○						
PM-2BC10-R0.75-M15	1.5	0.75	1.0°	1.5	15	3	5.0°	1.86	60	6	2	-	15.5	17.4	19.7	○						
PM-2BC10-R0.75-M20					20		4.2°	2.04	70			-	20.5	23.0	26.1	○						
PM-2BC10-R0.75-M30					30		3.3°	2.39	70			-	30.5	34.2	39.0	○						
PM-2BC15-R0.75-M10					10		6.1°	1.81	60			-	-	11.3	12.8	○						
PM-2BC15-R0.75-M15	1.5	0.75	1.5°	1.5	15	3	5.1°	2.07	60	6	2	-	-	16.6	18.9	○						
PM-2BC15-R0.75-M30					30		3.4°	2.86	70			-	-	32.5	37.0	○						
PM-2BC05-R1.0-M20					20		3.9°	2.18	60			2.0	1.0	2.0	25	4	2	20.7	21.7	24.3	27.6	○
PM-2BC05-R1.0-M30					30		2.9°	2.36	70									30.7	32.3	36.2	non-interference	○
PM-2BC05-R1.0-M40	40	2.4°	2.53	80	40.7	42.8	48.0	non-interference	○													
PM-2BC10-R1.0-M20	20	4.0°	2.46	60	-	20.8	23.3	26.4	○													
PM-2BC10-R1.0-M25	2.0	1.0	1.0°	2.0	30	4	3.4°	2.64	60	6	2	-	25.8	28.9	32.9	○						
PM-2BC10-R1.0-M30					30		3.0°	2.81	70			-	30.8	34.5	39.3	○						
PM-2BC10-R1.0-M35					35		2.7°	2.99	80			-	35.8	40.1	non-interference	○						
PM-2BC10-R1.0-M40					40		2.5°	3.16	80			-	40.8	45.8	non-interference	○						
PM-2BC10-R1.0-M50	2.0	1.0	1.5°	2.0	50	4	2.1°	3.51	90	6	2	-	50.8	57.0	non-interference	○						
PM-2BC15-R1.0-M20					20		4.1°	2.74	60			-	-	22.3	25.3	○						
PM-2BC15-R1.0-M30					30		3.1°	3.27	70			-	-	32.9	37.4	○						
PM-2BC15-R1.0-M40					40		2.6°	3.79	80			-	-	43.5	non-interference	○						
PM-2BC20-R1.0-M30	2.0	1.0	2°	2	30	4	3.3°	3.72	70	6	2	-	-	31.3	35.5	○						
PM-2BC20-R1.0-M40					40		2.7°	4.42	80			-	-	41.3	non-interference	○						
PM-2BC30-R1.0-M30					30		3.5°	4.63	70			-	-	-	31.8	○						
PM-2BC30-R1.0-M40					40		2.9°	5.68	80			-	-	-	non-interference	○						

Applicable workpiece material table ○Very suitable ○Suitable

● Stock available ○ Make-to-order

Workpiece material											
Carbon steel	Alloy steel	Pre-hardened steel、Hardened steel				Stainless steel	Cast iron, Nodular cast iron	Copper alloy	Aluminum alloy	Titanium alloy	Heat resistant alloy
		~40HRC	~50HRC	~55HRC	~68HRC						
○	○	○	○	○	○	○	○	○	○	○	

Code key

B213

Graphics category and identification

B214

Cutting parameters

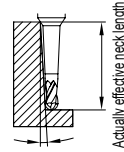
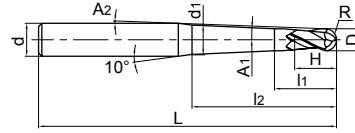
B386-B387

2-flute ball nose end mills with taper neck

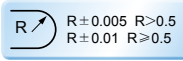
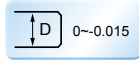
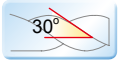


Deep ball nose slot

PM-2BC



● High-rigidity taper neck structure.



Ordering number	Basic dimension(mm)										Number of teeth Z	Degree of workpiece declining corresponding actually effective neck length			Stock	
	D	R	A1	H	l2	l1	A2	d1	L	d		0.5°	1°	2°		3°
	PM-2BC05-R1.5-M30	3.0	1.5	0.5°	3	30	6	2.4°	3.32	70		6	2	30.7		32.3
PM-2BC05-R1.5-M40	40					1.9°		3.50	80	2	40.7		42.9	non-interference		
PM-2BC05-R1.5-M50	50					1.6°		3.67	90	2	50.7		53.4	non-interference		
PM-2BC10-R1.5-M30	1.0°			30		2.5°		3.74	70	2	-		31.0	34.7	non-interference	
PM-2BC10-R1.5-M40				40		2.0°		4.09	80	2	-		41.0	45.9	non-interference	
PM-2BC10-R1.5-M50				50		1.7°		4.44	90	2	-		51.0	non-interference		
PM-2BC15-R1.5-M30	1.5°			30		2.6°		4.16	70	2	-		-	33.1	non-interference	
PM-2BC15-R1.5-M40				40		2.1°		4.69	80	2	-		-	43.8	non-interference	
PM-2BC15-R1.5-M50				50		1.7°		5.21	90	2	-		-	non-interference		
PM-2BC05-R2.0-M60	4.0			2.0		0.5°		4	60	7	1.0°		4.83	110	6	2
PM-2BC10-R2.0-M60		1.0°	60		1.0°	5.76	110		2		-	61.1	non-interference			

● Stock available ○ Make-to-order

Indexable milling tools

Solid carbide end mills

PM series

➤ Applicable workpiece material table ○Very suitable ○Suitable

Workpiece material											
Carbon steel	Alloy steel	Pre-hardened steel、Hardened steel				Stainless steel	Cast iron, Nodular cast iron	Copper alloy	Aluminum alloy	Titanium alloy	Heat resistant alloy
		~40HRC	~50HRC	~55HRC	~68HRC						
○	○	○	○	○		○	○			○	○

Code key B213

Graphics category and identification B214

Cutting parameters B386-B387

B MILLING Solid Carbide End Mills

High-performance general milling PM series

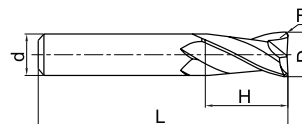
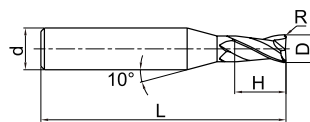
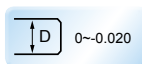
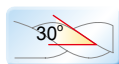
2-flute R end mills with straight shank



PM-2R



- Wide applications, applicable for several machining styles.



Ordering number	Basic dimension(mm)					Number of teeth Z	Geometry	Stock
	D	R	d	H	L			
PM-2R-D1.0R0.2	1.0	0.2	4	3	50	2	Picture 1	○
PM-2R-D1.5R0.2	1.5	0.2	4	4	50	2	Picture 1	○
PM-2R-D2.0R0.2	2.0	0.2	4	6	50	2	Picture 1	○
PM-2R-D2.0R0.5	2.0	0.5	4	6	50	2	Picture 1	○
PM-2R-D2.5R0.2	2.5	0.2	4	8	50	2	Picture 1	○
PM-2R-D2.5R0.5	2.5	0.5	4	8	50	2	Picture 1	○
PM-2R-D3.0R0.2	3.0	0.2	4	8	50	2	Picture 1	○
PM-2R-D3.0R0.3	3.0	0.3	4	8	50	2	Picture 1	○
PM-2R-D3.0R0.5	3.0	0.5	4	8	50	2	Picture 1	○
PM-2R-D4.0R0.2	4.0	0.2	4	11	50	2	Picture 2	○
PM-2R-D4.0R0.3	4.0	0.3	4	11	50	2	Picture 2	○
PM-2R-D4.0R0.5	4.0	0.5	4	11	50	2	Picture 2	○
PM-2R-D4.0R1.0	4.0	1.0	4	11	50	2	Picture 2	○
PM-2R-D5.0R0.3	5.0	0.3	6	13	50	2	Picture 1	○
PM-2R-D5.0R0.5	5.0	0.5	6	13	50	2	Picture 1	○
PM-2R-D5.0R1.0	5.0	1.0	6	13	50	2	Picture 1	○
PM-2R-D6.0R0.3	6.0	0.3	6	16	50	2	Picture 2	○
PM-2R-D6.0R0.5	6.0	0.5	6	16	50	2	Picture 2	○
PM-2R-D6.0R1.0	6.0	1.0	6	16	50	2	Picture 2	○
PM-2R-D8.0R0.3	8.0	0.3	8	20	60	2	Picture 2	○
PM-2R-D8.0R0.5	8.0	0.5	8	20	60	2	Picture 2	○
PM-2R-D8.0R1.0	8.0	1.0	8	20	60	2	Picture 2	○
PM-2R-D10.0R0.5	10.0	0.5	10	25	75	2	Picture 2	○
PM-2R-D10.0R1.0	10.0	1.0	10	25	75	2	Picture 2	○
PM-2R-D10.0R1.5	10.0	1.5	10	25	75	2	Picture 2	○
PM-2R-D10.0R2.0	10.0	2.0	10	25	75	2	Picture 2	○
PM-2R-D12.0R0.5	12.0	0.5	12	30	75	2	Picture 2	○
PM-2R-D12.0R1.0	12.0	1.0	12	30	75	2	Picture 2	○
PM-2R-D12.0R1.5	12.0	1.5	12	30	75	2	Picture 2	○
PM-2R-D12.0R2.0	12.0	2.0	12	30	75	2	Picture 2	○

➤ Applicable workpiece material table ● Very suitable ○ Suitable

● Stock available ○ Make-to-order

Workpiece material											
Carbon steel	Alloy steel	Pre-hardened steel、Hardened steel				Stainless steel	Cast iron, Nodular cast iron	Copper alloy	Aluminum alloy	Titanium alloy	Heat resistant alloy
		~40HRC	~50HRC	~55HRC	~68HRC						
○	○	○	○	○	○	○	○	○	○	○	

Code key

B213

Graphics category and identification

B214

Cutting parameters

B388

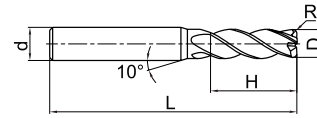
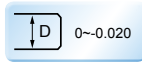
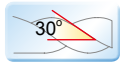
4-flute R end mills with straight shank



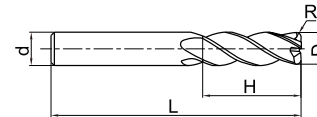
PM-4R



- Wide applications, applicable for several machining styles.



Picture 1



Picture 2

Ordering number	Basic dimension(mm)					Number of teeth Z	Geometry	Stock
	D	R	d	H	L			
PM-4R-D3.0R0.2	3.0	0.2	6	8	50	4	Picture 1	●
PM-4R-D4.0R0.3	4.0	0.3	6	10	50	4	Picture 2	●
PM-4R-D4.0R0.5	4.0	0.5	6	10	50	4	Picture 2	●
PM-4R-D5.0R0.5	5.0	0.5	6	13	50	4	Picture 1	●
PM-4R-D5.0R1.0	5.0	1.0	6	13	50	4	Picture 1	●
PM-4R-D6.0R0.5	6.0	0.5	6	16	50	4	Picture 2	●
PM-4R-D6.0R1.0	6.0	1.0	6	16	50	4	Picture 2	●
PM-4R-D8.0R0.5	8.0	0.5	8	20	60	4	Picture 2	●
PM-4R-D8.0R1.0	8.0	1.0	8	20	60	4	Picture 2	●
PM-4R-D10.0R0.5	10.0	0.5	10	25	75	4	Picture 2	●
PM-4R-D10.0R1.0	10.0	1.0	10	25	75	4	Picture 2	●
PM-4R-D10.0R2.0	10.0	2.0	10	25	75	4	Picture 2	●
PM-4R-D10.0R3.0	10.0	3.0	10	25	75	4	Picture 2	●
PM-4R-D12.0R0.5	12.0	0.5	12	30	75	4	Picture 2	●
PM-4R-D12.0R1.0	12.0	1.0	12	30	75	4	Picture 2	●
PM-4R-D12.0R2.0	12.0	2.0	12	30	75	4	Picture 2	●
PM-4R-D12.0R3.0	12.0	3.0	12	30	75	4	Picture 2	●

● Stock available ○ Make-to-order

Indexable milling tools

Solid carbide end mills

PM series

▶ Applicable workpiece material table ○Very suitable ○Suitable

Workpiece material											
Carbon steel	Alloy steel	Pre-hardened steel、Hardened steel				Stainless steel	Cast iron, Nodular cast iron	Copper alloy	Aluminum alloy	Titanium alloy	Heat resistant alloy
		~40HRC	~50HRC	~55HRC	~68HRC						
○	○	○	○	○		○	○			○	○

Code key **B213**

Graphics category and identification **B214**

Cutting parameters **B389**

B MILLING Solid Carbide End Mills

High-performance general milling PM series

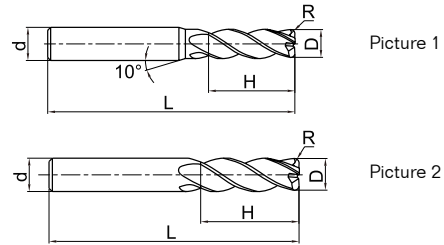
4-flute R end mills with straight shank



PM-4R-H



- Wide applications, applicable for several machining styles.



Ordering number	Basic dimension(mm)					Number of teeth Z	Geometry	Stock
	D	R	d	H	L			
PM-4R-D3.0R0.2-H	3.0	0.2	6	8	50	4	Picture 1	●
PM-4R-D4.0R0.3-H	4.0	0.3	6	10	50	4	Picture 1	●
PM-4R-D4.0R0.5-H	4.0	0.5	6	10	50	4	Picture 1	●
PM-4R-D5.0R0.5-H	5.0	0.5	6	13	50	4	Picture 1	●
PM-4R-D5.0R1.0-H	5.0	1.0	6	13	50	4	Picture 1	●
PM-4R-D6.0R0.5-H	6.0	0.5	6	16	50	4	Picture 2	●
PM-4R-D6.0R1.0-H	6.0	1.0	6	16	50	4	Picture 2	●
PM-4R-D8.0R0.5-H	8.0	0.5	8	20	60	4	Picture 2	●
PM-4R-D8.0R1.0-H	8.0	1.0	8	20	60	4	Picture 2	●
PM-4R-D10R0.5-H	10.0	0.5	10	25	75	4	Picture 2	●
PM-4R-D10R1.0-H	10.0	1.0	10	25	75	4	Picture 2	●
PM-4R-D10R2.0-H	10.0	2.0	10	25	75	4	Picture 2	●
PM-4R-D10R3.0-H	10.0	3.0	10	25	75	4	Picture 2	●
PM-4R-D12R0.5-H	12.0	0.5	12	30	75	4	Picture 2	●
PM-4R-D12R1.0-H	12.0	1.0	12	30	75	4	Picture 2	●
PM-4R-D12R2.0-H	12.0	2.0	12	30	75	4	Picture 2	●
PM-4R-D12R3.0-H	12.0	3.0	12	30	75	4	Picture 2	●

● Stock available ○ Make-to-order

Indexable
milling tools

Solid carbide
end mills

PM series

▶ Applicable workpiece material table ○Very suitable ○Suitable

Workpiece material											
Carbon steel	Alloy steel	Pre-hardened steel、Hardened steel				Stainless steel	Cast iron, Nodular cast iron	Copper alloy	Aluminum alloy	Titanium alloy	Heat resistant alloy
		~40HRC	~50HRC	~55HRC	~68HRC						
○	○	○	○	○		○	○			○	○

Code key

B213

Graphics category and identification

B214

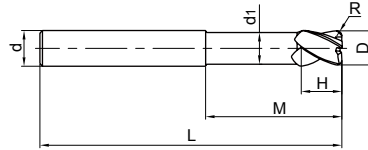
Cutting parameters

B389

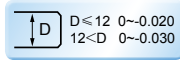
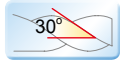
4-flute R end mills with straight shank, long neck and short cutting edge



PM-4RFP



- Long shank and short cutting edge designed for deep cavity milling.



Ordering number	Basic dimension(mm)							Number of teeth Z	Stock
	D	R	d	d ₁	H	M	L		
PM-4RFP-D6.0R0.5	6.0	0.5	6	5.8	6	18	75	4	○
PM-4RFP-D6.0R1.0	6.0	1.0	6	5.8	6	18	75	4	○
PM-4RFP-D8.0R0.5	8.0	0.5	8	7.8	8	24	100	4	○
PM-4RFP-D8.0R1.0	8.0	1.0	8	7.8	8	24	100	4	○
PM-4RFP-D10.0R0.5	10.0	0.5	10	9.6	10	30	100	4	○
PM-4RFP-D10.0R1.0	10.0	1.0	10	9.6	10	30	100	4	○
PM-4RFP-D10.0R2.0	10.0	2.0	10	9.6	10	30	100	4	○
PM-4RFP-D12.0R0.5	12.0	0.5	12	11.5	12	36	100	4	○
PM-4RFP-D12.0R1.0	12.0	1.0	12	11.5	12	36	100	4	○
PM-4RFP-D12.0R2.0	12.0	2.0	12	11.5	12	36	100	4	○
PM-4RFP-D16.0R1.0	16.0	1.0	16	15.5	16	40	150	4	○
PM-4RFP-D16.0R2.0	16.0	2.0	16	15.5	16	40	150	4	○

● Stock available ○ Make-to-order

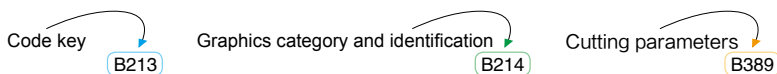
Indexable milling tools

Solid carbide end mills

PM series

▶ Applicable workpiece material table ○Very suitable ○Suitable

Workpiece material											
Carbon steel	Alloy steel	Pre-hardened steel、Hardened steel				Stainless steel	Cast iron, Nodular cast iron	Copper alloy	Aluminum alloy	Titanium alloy	Heat resistant alloy
		~40HRC	~50HRC	~55HRC	~68HRC						
○	○	○	○	○		○	○			○	○



B MILLING Solid Carbide End Mills

High-performance general milling PM series

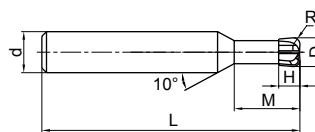
4-flute end mills with high feed rate



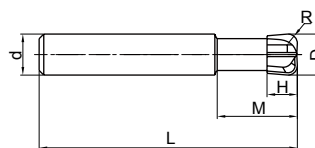
PM-4H



- High-rigidity short cutting edge, suitable for machining with high feed rate.



Picture 1



Picture 2

Ordering number	Basic dimension(mm)							Number of teeth Z	Geometry	Stock
	D	R	d	d ₁	H	M	L			
PM-4H-D3.0R0.8	3.0	0.8	6	2.7	1.2	8	50	4	Picture 1	○
PM-4H-D4.0R1.0	4.0	1.0	6	3.6	1.6	10	50	4	Picture 1	○
PM-4H-D5.0R1.2	5.0	1.2	6	4.5	2	12.5	50	4	Picture 1	○
PM-4H-D6.0R1.0	6.0	1.0	6	5.4	2.5	12	50	4	Picture 2	○
PM-4H-D6.0R1.5	6.0	1.5	6	5.4	2.5	12	50	4	Picture 2	○
PM-4H-D8.0R1.0	8.0	1.0	8	7.0	3.5	16	60	4	Picture 2	○
PM-4H-D8.0R2.0	8.0	2.0	8	7.0	3.5	16	60	4	Picture 2	○
PM-4H-D10.0R1.0	10.0	1.0	10	9.0	4	20	75	4	Picture 2	○
PM-4H-D10.0R2.0	10.0	2.0	10	9.0	4	20	75	4	Picture 2	○
PM-4H-D12.0R2.0	12.0	2.0	12	11.0	5	24	75	4	Picture 2	○
PM-4H-D12.0R3.0	12.0	3.0	12	11.0	5	24	75	4	Picture 2	○

● Stock available ○ Make-to-order

Indexable milling tools

Solid carbide end mills

PM series

▶ Applicable workpiece material table ○ Very suitable ○ Suitable

Workpiece material											
Carbon steel	Alloy steel	Pre-hardened steel, Hardened steel				Stainless steel	Cast iron, Nodular cast iron	Copper alloy	Aluminum alloy	Titanium alloy	Heat resistant alloy
		~40HRC	~50HRC	~55HRC	~68HRC						
○	○	○	○	○	○	○	○	○	○	○	

Code key

B213

Graphics category and identification

B214

Cutting parameters

B390-B391

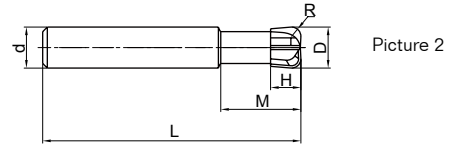
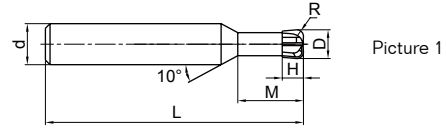
4-flute end mills with high feed rate



PM-4HL



- PM-4H series with long shank.



Ordering number	Basic dimension(mm)							Number of teeth Z	Geometry	Stock
	D	R	d	d ₁	H	M	L			
PM-4HL-D4.0R1.0	4.0	1.0	6	3.6	1.6	10	75	4	Picture 1	○
PM-4HL-D5.0R1.2	5.0	1.2	6	4.5	2	12.5	75	4	Picture 1	○
PM-4HL-D6.0R1.0	6.0	1.0	6	5.4	2.5	12	75	4	Picture 2	○
PM-4HL-D6.0R1.5	6.0	1.5	6	5.4	2.5	12	75	4	Picture 2	○
PM-4HL-D8.0R1.0	8.0	1.0	8	7.0	3.5	16	100	4	Picture 2	○
PM-4HL-D8.0R2.0	8.0	2.0	8	7.0	3.5	16	100	4	Picture 2	○
PM-4HL-D10.0R1.0	10.0	1.0	10	9.0	4	20	100	4	Picture 2	○
PM-4HL-D10.0R2.0	10.0	2.0	10	9.0	4	20	100	4	Picture 2	○
PM-4HL-D12.0R2.0	12.0	2.0	12	11.0	5	24	100	4	Picture 2	○
PM-4HL-D12.0R3.0	12.0	3.0	12	11.0	5	24	100	4	Picture 2	○

● Stock available ○ Make-to-order

Indexable milling tools

Solid carbide end mills

PM series

▶ Applicable workpiece material table ○Very suitable ○Suitable

Workpiece material											
Carbon steel	Alloy steel	Pre-hardened steel、Hardened steel				Stainless steel	Cast iron, Nodular cast iron	Copper alloy	Aluminum alloy	Titanium alloy	Heat resistant alloy
		~40HRC	~50HRC	~55HRC	~68HRC						
○	○	○	○	○		○	○			○	○

Code key B213

Graphics category and identification B214

Cutting parameters B390-B391