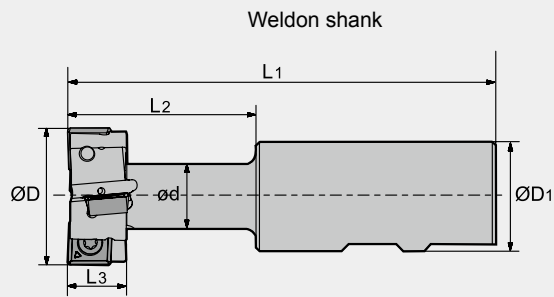


T-slot milling tools

Kr:90°



TMP01 K



Specification of tools




Type	Stock	Basic dimensions(mm)						Number of teeth Z	Number of insert	T-slot specification
		ØD	ØD1	ød	L1	L2	L3			
TMP01 -021-XP25-MP06-01	▲	21	25	10	100	32	9	1	2	12
-025-XP25-MP06-01	▲	25	25	12	100	35	11	1	2	14
-032-XP32-MP08-02	▲	32	32	15	110	45	14	2	4	18
-040-XP32-MP12-02	▲	40	32	19	125	55	18	2	4	22
-050-XP40-MP12-02	▲	50	40	25	140	65	22	2	4	28
-060-XP50-MP12-02	▲	60	50	32	160	80	28	2	6	36


▲Stock available △Make-to-order

Indexable milling tools

T-slot milling tools

Spare parts

Tool type	Screw	Wrench	
			
TMP01-021-XP25-MP06-01	I60M2.5×5.5	WT07IP	--
TMP01-025-XP25-MP06-01	I60M2.5×5.5		
TMP01-032-XP32-MP08-02	I60M3×7	WT10IP	--
TMP01-040-XP32-MP12-02	I60M5×10	--	WT20IT
TMP01-050-XP40-MP12-02	I60M5×10		
TMP01-060-XP50-MP12-02	I60M5×10		



Caution: When installing inserts, make sure the insert nose marked with “DM” or “Δ” is pointing to the slot.

Tools code key B22-B23

Grade selection guide B18-B21

Technical data B192-B198